

First Grade Classroom Supplies




- 3 Plastic folders green-blue-red (with pockets on the bottom)
- 1 yellow folder with pockets (Spanish class)

- 1 spiral notebooks (single subject)
- Backpack or book bag (not on wheels) and the size and material should allow the child to fit it in their cubby with ease.

- 2 packs of 12 pack pencils (please no mechanical pencils)
- 8 Large glue sticks
- 2 Elmer's school glue
- 2 Large pink erasers
- 1 Dry erase markers (4 count)
- Scissors (child safe)
- 2 Boxes of broad tip markers (8 count)
- 4 Boxes of crayons (please no twistables)
- 2 Boxes of fine tip markers (10 count)
- 1 highlighter
- 1 Pack of Post-It notes
- Small toys, sticky animals, paper airplanes, jumbo pens, decorative pencils, special erasers, small crafts, etc. for treasure box / prize box

- 4 white t-shirts labeled with their names (for craft projects throughout the year)
- 1 pack of stickers

When possible, Unity School students are encouraged to buy earth friendly supplies.




#MUST READ

First Grade Summer Reading List Recommendations

<p>Title: The Bad Guys Serie3s Author: Aaron Blabey</p> <p><i>I like this whole series because it is funny and they go on really crazy adventure.</i> - Asher</p>	<p>Title: Bathtime for Biscuit Author: Mary Pope Osborne</p> <p><i>Biscuit is really silly. I love reading all of the Biscuit books because he is cute and makes me laugh.</i> - Cooper</p>
<p>Title: Green Eggs and Ham Author: Dr. Seuss</p> <p><i>I like Green Eggs and Ham because he learns to like things that he did not like before. You should read it because it is funny</i> - Nessa</p>	<p>Title: Summer of the Sea Serpent Author: Mary Pope Osborne</p> <p><i>I love this book because it is Magic Tree House book. I love that it has chapters in it!</i> -Dylan</p>
<p>Title: Are You Ready to Play Outside Author: Mo Willems</p> <p><i>This book is really funny which is why I like it. Mo Willems writes a lot of my favorite books.</i> - Gianna</p>	<p>Title: Pigeon Has to go to School Author: Mo Willems</p> <p><i>This book is funny because pigeon tell tells you to answer a question, and then he tell you he can not do it.</i> - Amia</p>
<p>Title: Junie B. Jones and the Mushy Gushy Valentine Author: Barbara Park</p> <p><i>Junie B. Jones discovers who loves her. You must read it to find out who!</i> -Olivia</p>	<p>Title: Dog Man Fetch-22 Author: Dav Pilkey</p> <p><i>Do you love explosions and adventure? Then you should read any Dog Man book! They are awesome!</i> - Brayden</p>
<p>Title: David Goes to School Author: David Shannon</p> <p><i>I think this book is funny because he does not listen.</i> -Ellie</p>	<p>Title: Captain Underpants and the Perilous Plot of Professor Poopyants Author: Dav Pilkey</p> <p><i>I love this book because it is Magic Tree House book. I love that it has chapters in it!</i> - Ayden</p>
<p>Title: Inch by Inch Author: Leo Lionni</p> <p><i>I love this book because the I think that it is funny that the caterpillar rides different animals.</i> -Ava</p>	<p>Title: If You Give a Mouse a Muffin Author: Laura Numeroff</p> <p><i>In the story the moose wants to make a movie, and I think that is really cool.</i> - Hudson</p>
<p>Title: Mr. Tanen's Ties Author: Maryann Cocca- Leffler</p> <p><i>Mr. Apple meets a special person. You have to read it to find out who that is!</i> - Sutton</p>	<p>We hope you have a wonderful summer filled with reading and fun! We look forward to getting to know you in first grade!</p>


Title: The Bravest Cat
Author: Laura Driscoll

I like this book because the cat cares for her babies and she is so brave!



Title: Soccer Sam
Author: Jean Marzollo

I like it because in this book second graders beat third graders!




Title: Sophie The Sapphire Fairy
Author: Daisy Meadows

I like this book because it teaches you to try and look for something you lost before giving up!



Title: Arthur's Computer Disaster
Author: Marc Brown

I like this book because I love video games and the Ocean!




Title: A Girl Named Helen Keller
Author: Margo Lundell

I love it because it has a very good life lesson.




Title: Summer of the Sea Serpent
Author: Mary Pope Osborne

I like this book because it has a magic tree house and the characters are brave!




Title: Blueberries for Sal
Author: Robert McCloskey

I love this book because it teaches you that you need to stick to a buddy when you don't know where you are going.




Title: Harry and the Terrible Whatzit
Author: Dick Gackenbach

It has a good life lesson and it tells you not to be scared!




Title: Lions at Lunchtime
Author: Mary Pope Osborne

I like it so much because it teaches you to be safe!




Title: The Berenstain Bears and the Bad Habit
Authors: Stan & Jan Berenstain

I like this book because the life lesson is if you have a bad habit you learn how to stop it.



Title: Why The Frog Has Big Eyes
Author: Betsy Franco

It has funny frogs on it!





Summer Time Fun Packet

Dear Parents,

The following are skills that your upcoming First Grader should review over the summer. We have also attached an activity packet with fun activities your child could do each day of break to stay fresh for FIRST Grade!!

Language

Letter sounds (beginning, middle and ending)

Short and Long vowel sounds

Beginning blends and digraphs (st, sl, sh, th, ar, ir, er, ur, etc)

Knows all Kindergarten and First grade sight words

Math

Recognizes numbers 0 - 100

Counts groups of objects 0 - 100 by grouping them in different ways (5's, 10's 2's)

Can count forward and backward to 100

Recognizes and reads number words one - one-hundred

Place value - counts ones, tens,

Money - counts pennies, nickels, dimes and quarters

Time - tell time to the hour and half-hour

You can visit these websites for resources and games to help practice these skills this summer.

Language Websites / Apps

www.learningstation.com

Epic (App)

www.ABCmouse.com

22learn (app)

Math Websites / Apps

www.ABCmouse.com


Montessori Kindergarten math 1 (app)

Splash Math

lknowit.com

READ, READ, READ, everyday with your child!!

The Kindergarten Team



JUNE



	Monday	Tuesday	Wednesday	Thursday	Friday	
						1
2	3 Complete the Missing Number sheet.	4 Draw the main character in your book and list 2 traits.	5 Write a poem about your mom or dad.	6 Complete the Nature HUNT sheet.	7 Count a jar of pennies and group by tens and ones.	8
9	10 Count the cylinder shapes in the kitchen.	11 Measure the length of your kitchen.	12 Draw a butterfly with matching wings.	13 Complete the Base Ten Blocks Addition sheet.	14 Identify the problem and solution in your book.	15
16	17 Help mom or dad make a snack.	18 Lie outside and look at the clouds. Draw and write what you see.	19 Complete the Match the Numerals sheet.	20 Write the names of your family members and add their ages together.	21 Do something nice for someone.	22
23	24 Count the spoons and forks in the drawer. Which has more? How many more?	25 Complete the Add to Make Numbers sheet.	26 Tell a fictional story with a beginning, middle and end.	27 Read a nonfiction book. List two facts you learned.	28 Complete the letter 'u' paper.	29



What's the Missing Number?

Help the animals by writing the missing numbers in the empty boxes below.



40	41	42		44	45
----	----	----	--	----	----



89		91	92		94
----	--	----	----	--	----



29	28		26	25	24
----	----	--	----	----	----



98	99		101		103
----	----	--	-----	--	-----



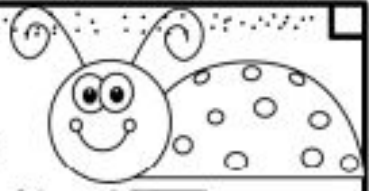
50			47	46	
----	--	--	----	----	--



	30	31		33	34
--	----	----	--	----	----



Let's Go on a Nature HUNT!



Go on a nature hunt. Draw and write about what you see.

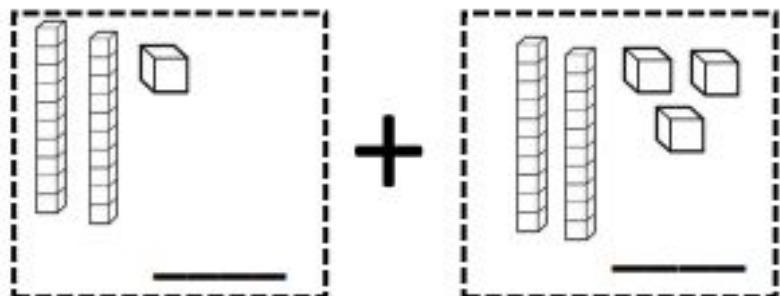
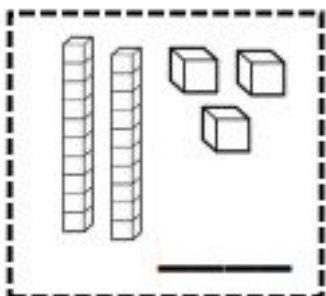

<hr/> <hr/> <hr/> <hr/>	<hr/> <hr/> <hr/> <hr/>
<hr/> <hr/> <hr/> <hr/>	<hr/> <hr/> <hr/> <hr/>



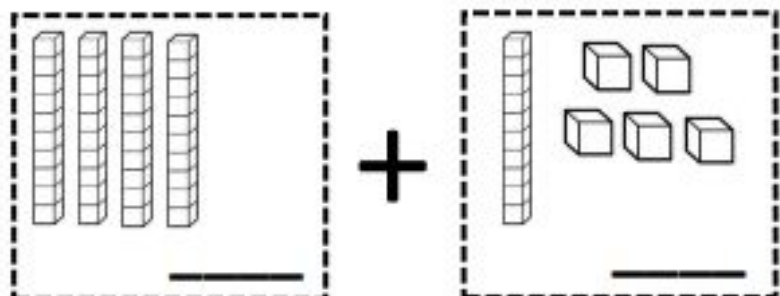
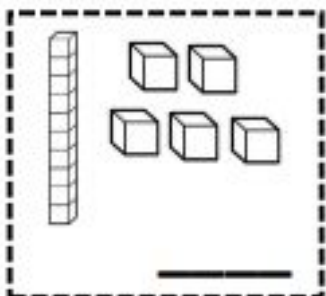

Adding

with Base Ten Blocks

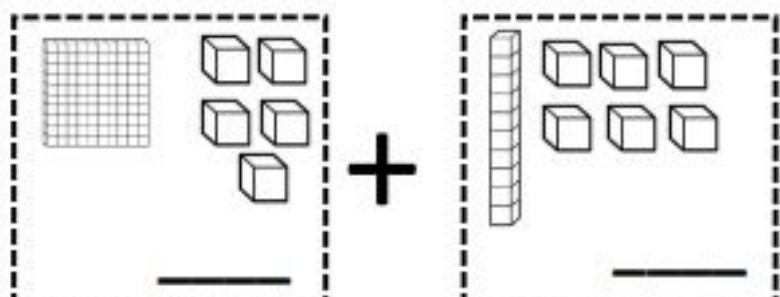
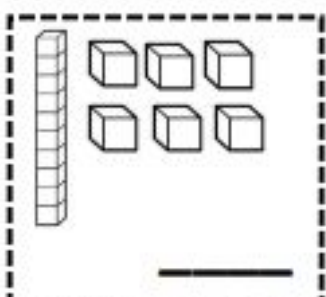

Count. Add. Write the new number.

 $+$  $=$ 

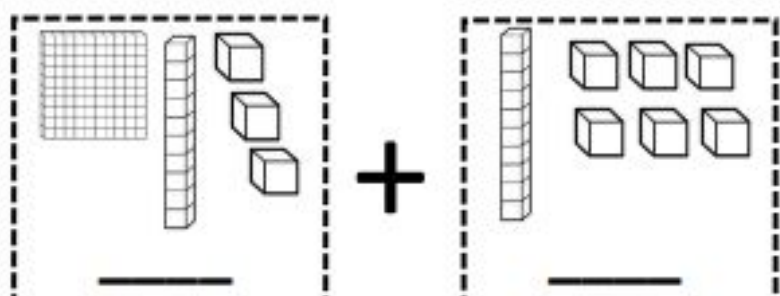
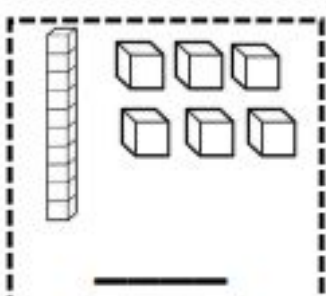

The first box contains two rods (each 10 units) and one unit cube, representing the number 12. The second box contains two rods and three unit cubes, representing the number 13. Below each box is a horizontal line for writing the number.

 $+$  $=$ 

The first box contains four rods, representing the number 40. The second box contains one rod and six unit cubes, representing the number 6. Below each box is a horizontal line for writing the number.

 $+$  $=$ 

The first box contains a flat hundred block (100 units), five unit cubes, and one rod (10 units), representing the number 15. The second box contains one rod and three unit cubes, representing the number 13. Below each box is a horizontal line for writing the number.

 $+$  $=$ 

The first box contains a flat hundred block (100 units), one rod (10 units), and five unit cubes, representing the number 15. The second box contains one rod and three unit cubes, representing the number 13. Below each box is a horizontal line for writing the number.



MATCH the words to
the correct numeral.

24

30

46

17

97



1 ten
7 ones

Twenty
four

3 tens
0 ones

Ninety
seven

4 tens
6 ones



Draw MORE to make ?

Count. Write the number. Draw more.




+



=

15



+



=

20



+



=

22



+



=

18



U u

What has short u and long u?

Draw and label 2 words with the SHORT u sound.


X _____

X _____

Draw and label 2 words with the LONG u sound.




X _____

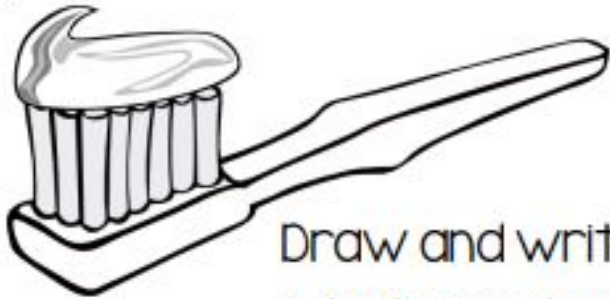
X _____



JULY



	Monday	Tuesday	Wednesday	Thursday	Friday	
	1 List 10 words that end with silent "e." (bike)	 2 Draw and write the steps to brush your teeth.	3 Play a board game with your family.	4 Enjoy the Fireworks!!! Happy 4 th of July! 	5 Draw and write what you did on July 4 th .	6
7	8 Solve. Dad has 34 cookies. Mom has 13. How many cookies in all?	9 Read your book. Tell your mom or dad why it's a good book.	 10 Complete the Matching Numbers sheet.	11 Watch a video on how a seed becomes a plant.	 12 Complete the Long A Words sheet.	13
14	15 Write 5 words that end with "ck."	16 Draw and label what 2-D shapes you see.	17 Read a Piggy and Gerald book with voices. (Mo Willems)	 18 Complete the Count On paper.	19 Take a picture of a flower and draw it.	20
21	22 Practice writing sight words on the sidewalk with chalk.	 23 Complete the patterns paper.	24 Count by 5s to 100.	25 Paint a picture with watercolors.	26 Count the pennies, dimes and nickels in the change jar.	27
28	29 Write a silly poem about bubble gum. (It does not have to rhyme)	30 Take a nature walk and collect things. Then sort them.	31 Write a poem about a person in your family.			



Here is how I brush my teeth!

Draw and write the steps that show
what you do when you brush your teeth.

1

First, _____

2

Next, _____

3


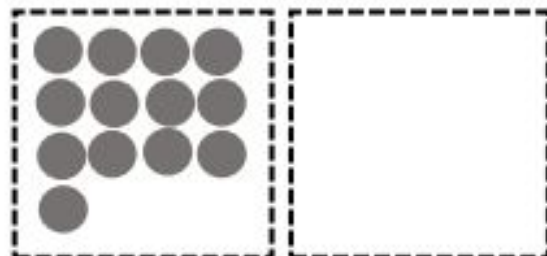
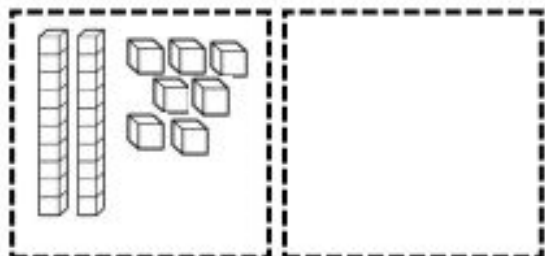
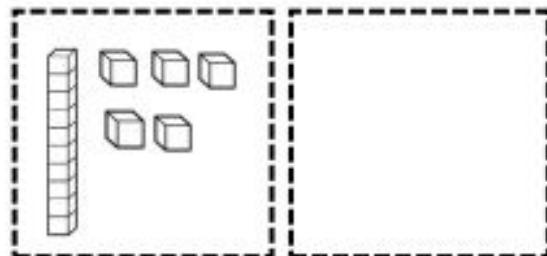
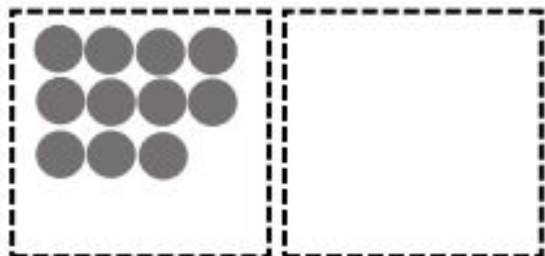
Then, _____

4

Last, _____



MATCH the numbers to the sets.



$17-8$

$6+5$

Twenty
seven

$15-2$

fifteen



Draw the Long a words.

rake

cake

chain

mane

tray

ape

lake

whale

train



Count on!

Using the number line, find the total by counting on.

21	22	23	24	25	26	27	28	29	30
----	----	----	----	----	----	----	----	----	----

1. $22 + 3 = \underline{\quad}$

6. $27 + 3 = \underline{\quad}$

2. $24 + 4 = \underline{\quad}$

7. $23 + 3 = \underline{\quad}$

3. $28 + 2 = \underline{\quad}$

8. $25 + 5 = \underline{\quad}$

4. $26 + 3 = \underline{\quad}$

9. $27 + 1 = \underline{\quad}$

5. $21 + 4 = \underline{\quad}$

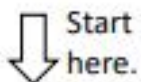
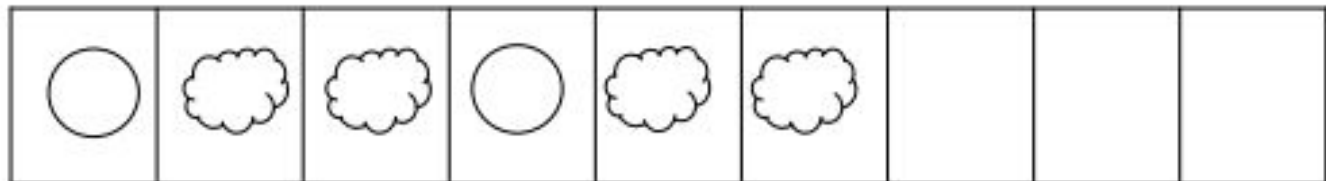
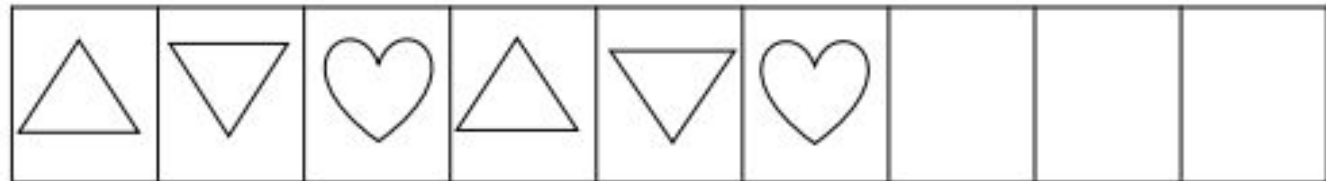

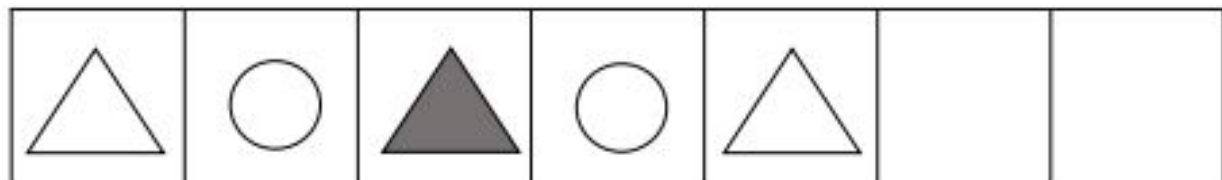
10. $22 + 5 = \underline{\quad}$

George sold 22 books on Monday. He sold 7 books on Tuesday. How many books did George sell in all?



Complete the Pattern!


Complete the patterns below by drawing what comes next.



Start here.

Now, can you make your own pattern?

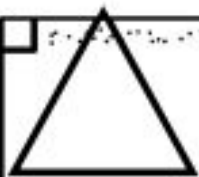




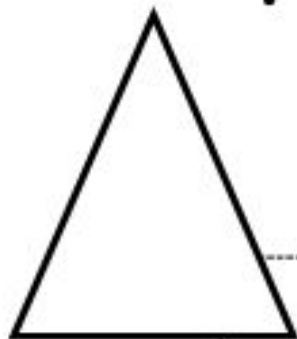
AUGUST



	Monday	Tuesday	Wednesday	Thursday	Friday	
				1	2	3
				Complete the Match the Shape page	Write the days of the week in order.	
4	5	6	7	8	9	10
	Draw a picture of you!	Read your book. Identify the MAIN and minor characters.	Complete the sight word hunt.	Interview the people in your house about their favorite foods.	Break down Mommy and/or Daddy's age into tens and ones.	
11	12	13	14	15	16	17
	Complete the Count and Write page.	Ask your parent to tell you about the day you were born.	Draw a picture of your family and label each person.	List as many "ug" family words as you can.	Draw and label your bedroom.	



Match the shape to the description.




Glue here



Glue here



Glue here



Glue here



I have
equal
sides.

I have 3
corners.


I have
no sides.

I have
4 sides.



Draw a picture of
YOU!

MY SELF PORTRAIT





Let's Go on a hunt for Sight Words!


Look for familiar sight words in your house.
When you find a word, circle it, then write it 3
times below.


these	very	about	always	are
because	does	like	they	some


_____	_____	_____
_____	_____	_____
_____	_____	_____
_____	_____	_____
_____	_____	_____
_____	_____	_____
_____	_____	_____
_____	_____	_____




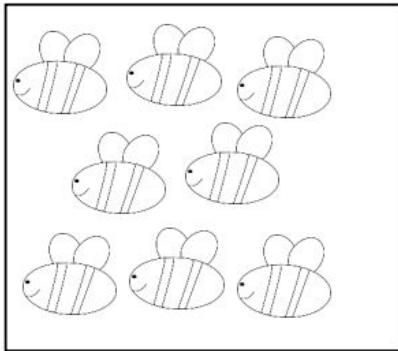
Count. Write the number
and the number word.

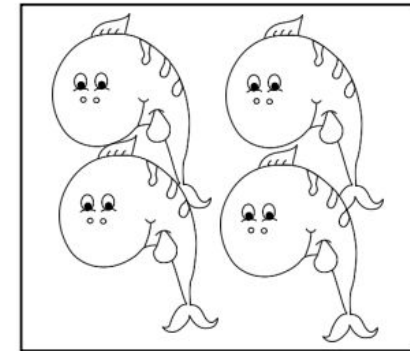








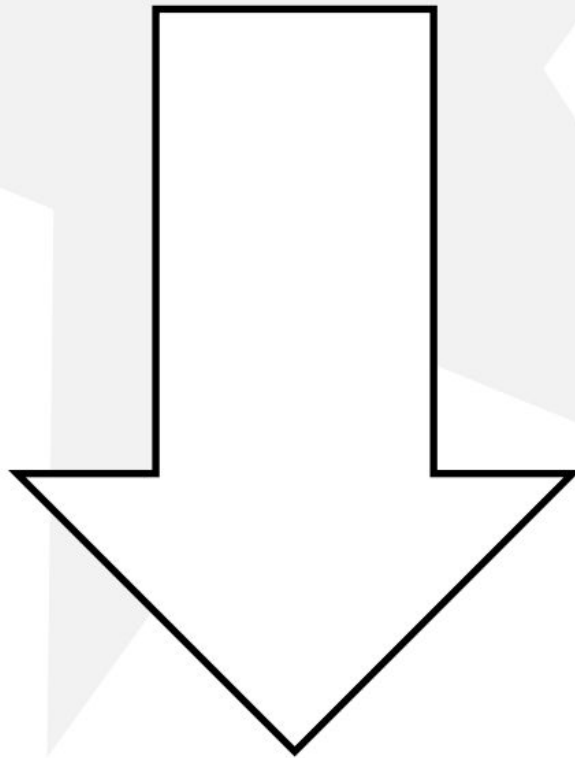




Draw thirteen
pencils. Break into
tens and ones.

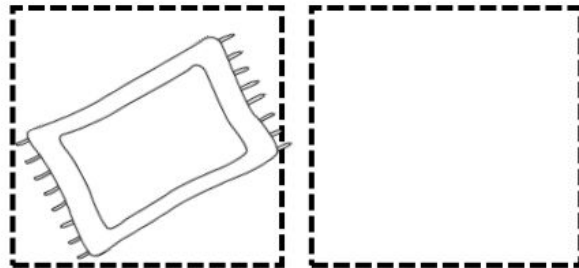






Additional ACTiViTies



You are a superstar!!

MATCH the letters to the ending sounds of words.



g k r l b

Let's Practice Handwriting!

Write each sentence on the line below in your BEST HANDWRITING.

We are going on a trip.

Mom and Dad are at work.

Sarah likes to read books.

Learning is fun at my school.

Now, write your OWN sentence.

Let's Practice Handwriting!

Write each sentence on the line below in your BEST HANDWRITING.

Their family is leaving soon.

My dog eats all day long.

Tommy loves to write stories.

Her mom drives a blue car.

Now, write your OWN sentence.

ch

What begins with ch?

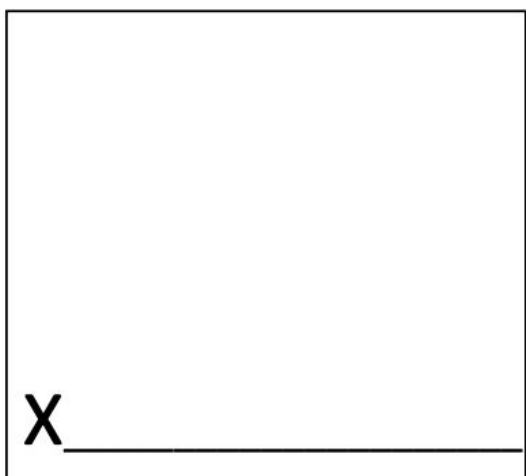
Draw and label 4 things that begin with the digraph ch.



X _____



X _____



X _____



X _____

sh

What begins with sh?

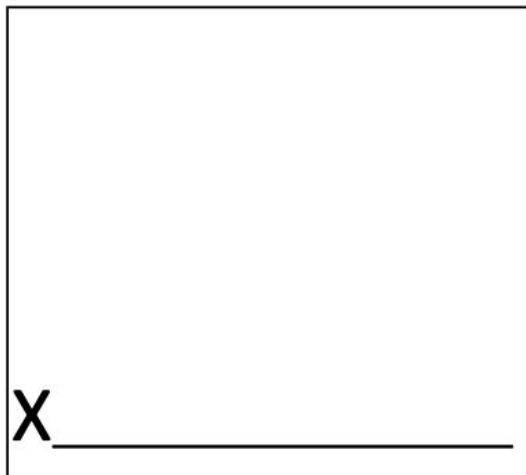
Draw and label 4 things that begin with the digraph sh.




X _____



X _____



X _____

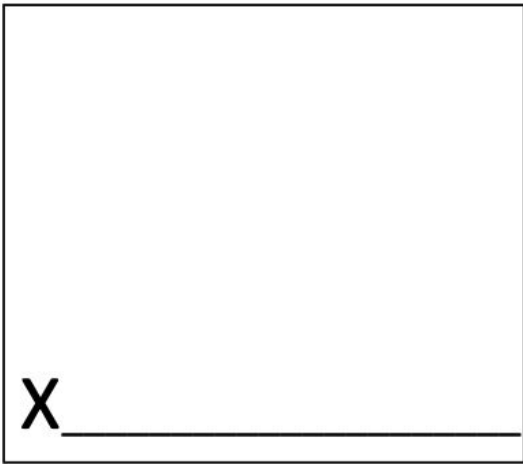


X _____

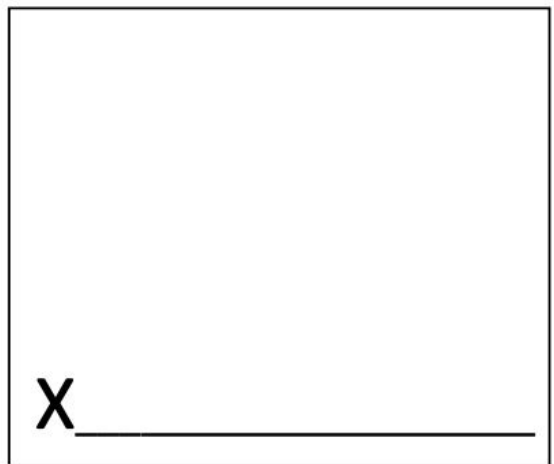
th

What begins with th?

Draw and label 4 things that begin with the digraph th.




X _____



X _____



X _____




X _____

Problem solve! #1

Read the story problems below. Solve. Show your work.

1. Joey has 28 books in his bedroom. His little sister takes 11 books from him. How many books does Joey have left?




2. On Friday, Samantha sells 14 boxes of Girl Scout cookies. On Saturday, she sells 5 more boxes. How many boxes of cookies does Samantha sell in all?



Problem solve! #2

Read the story problems below. Solve. Show your work.

1. Sally has 12 cookies. Laura has 7 more cookies than Sally? How many cookies does Laura have?



2. Challenge: Jeremy has 8 baseball cards. Joey has 5 more baseball cards than Jeremy. How many baseball cards do Jeremy and Joey have in all?



Let's Subtract!

Using the number line, find the total by counting back.

26	27	28	29	30	31	32	33	34	35
----	----	----	----	----	----	----	----	----	----

1. $34 - 3 =$ _____

6. $34 - 6 =$ _____

2. $30 - 2 =$ _____

7. $35 - 5 =$ _____

3. $29 - 3 =$ _____

8. $32 - 4 =$ _____

4. $33 - 6 =$ _____

9. $36 - 2 =$ _____


5. $35 - 9 =$ _____

10. $34 - 7 =$ _____


Paul read 34 books. His brother read 28 books. How many more books did Paul read than his brother?

--

Name: _____



Count to 100




1			4				8		
	12				16			19	
		23		25					30
31			34			37			
	42				46			49	
		53		55			58		
61						67			70
	72				76			79	
		83	84			87			
				95			98		100

Name: _____

Column Addition Strategy: Use What You Know

To add the three numbers, look for a math fact you already know and add those numbers first. Then count on to add the third number.



$$\begin{array}{r} 6 \\ 2 \\ + 5 \\ \hline \end{array} > \begin{array}{r} 8 \\ + 5 \\ \hline 13 \end{array}$$

Add $6 + 2$ in your mind.

The answer is 8.

Now count on 5 more.

The answer is 13.

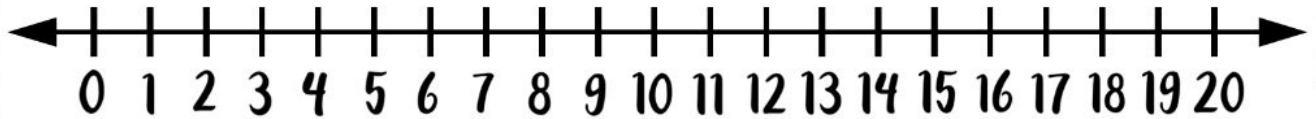
(You could also have started with $5 + 2$ and then added 6.)

$\begin{array}{r} 5 \\ 4 \\ + 6 \\ \hline \end{array}$	$\begin{array}{r} 2 \\ 8 \\ + 6 \\ \hline \end{array}$	$\begin{array}{r} 7 \\ 3 \\ + 4 \\ \hline \end{array}$	$\begin{array}{r} 9 \\ 9 \\ + 1 \\ \hline \end{array}$
$\begin{array}{r} 4 \\ 4 \\ + 8 \\ \hline \end{array}$	$\begin{array}{r} 6 \\ 8 \\ + 3 \\ \hline \end{array}$	$\begin{array}{r} 5 \\ 2 \\ + 5 \\ \hline \end{array}$	$\begin{array}{r} 3 \\ 6 \\ + 9 \\ \hline \end{array}$

Name: _____

Subtraction Strategy: Use a Number Line

Count back on the number line
to help you subtract.



$$\begin{array}{r} 15 \\ - 6 \\ \hline \end{array}$$

$$\begin{array}{r} 13 \\ - 7 \\ \hline \end{array}$$

$$\begin{array}{r} 16 \\ - 8 \\ \hline \end{array}$$

$$\begin{array}{r} 14 \\ - 9 \\ \hline \end{array}$$

$$\begin{array}{r} 17 \\ - 9 \\ \hline \end{array}$$

$$\begin{array}{r} 19 \\ - 8 \\ \hline \end{array}$$

$$\begin{array}{r} 15 \\ - 7 \\ \hline \end{array}$$

$$\begin{array}{r} 18 \\ - 9 \\ \hline \end{array}$$

$$\begin{array}{r} 16 \\ - 7 \\ \hline \end{array}$$

$$\begin{array}{r} 14 \\ - 8 \\ \hline \end{array}$$

$$\begin{array}{r} 13 \\ - 6 \\ \hline \end{array}$$

$$\begin{array}{r} 17 \\ - 8 \\ \hline \end{array}$$

Name: _____

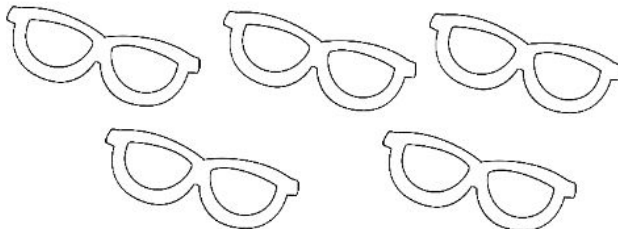


Color and Solve




Cross out the objects. Then count and solve each subtraction problem.

There were 5 pairs of sunglasses. Take away 3 pairs. How many pairs of sunglasses were left?




$$\begin{array}{r} 5 \\ - 3 \\ \hline \end{array}$$

There were 7 shells. Take away 4 shells. How many shells were left?



$$\begin{array}{r} 7 \\ - 4 \\ \hline \end{array}$$

There were 6 fish. Take away 2 fish. How many fish were left?



$$\begin{array}{r} 6 \\ - 2 \\ \hline \end{array}$$

There were 4 ice cream cones. Take away 1 ice cream cone. How many ice cream cones were left?




$$\begin{array}{r} 4 \\ - 1 \\ \hline \end{array}$$

Name: _____

Column Addition Strategy: Use What You Know

To add the three numbers, look for a math fact you already know and add those numbers first. Then count on to add the third number.



$$\begin{array}{r} 6 \\ 2 \\ + 5 \\ \hline \end{array} \begin{array}{l} > \\ \\ \\ \end{array} \begin{array}{r} 8 \\ + 5 \\ \hline 13 \end{array}$$

Add $6 + 2$ in your mind.

The answer is 8.


Now count on 5 more.

The answer is 13.

(You could also have started with $5 + 2$ and then added 6.)

$\begin{array}{r} 5 \\ 4 \\ + 6 \\ \hline \end{array}$	$\begin{array}{r} 2 \\ 8 \\ + 6 \\ \hline \end{array}$	$\begin{array}{r} 7 \\ 3 \\ + 4 \\ \hline \end{array}$	$\begin{array}{r} 9 \\ 9 \\ + 1 \\ \hline \end{array}$
$\begin{array}{r} 4 \\ 4 \\ + 8 \\ \hline \end{array}$	$\begin{array}{r} 6 \\ 8 \\ + 3 \\ \hline \end{array}$	$\begin{array}{r} 5 \\ 2 \\ + 5 \\ \hline \end{array}$	$\begin{array}{r} 3 \\ 6 \\ + 9 \\ \hline \end{array}$

Math Games with a Deck of Cards



Games to play at home
to practice math skills




I Spy

Players 2

Materials: Deck of cards, face cards worth ten, Ace worth 1 or 11.

How to Play: Deal out the entire deck of cards in a 13 x 4 array. (Example shown not all cards)



Find two cards next to each other, vertically or horizontally, that add to make a number. "I spy two cards with a sum of 10". You can also play the game with multiplication, "I spy two cards with a product of 40".


The other player looks for two cards that multiply to make the sum or product and removes them. After many turns, the array can be reformed to continue play.

Sort it

Players 2

Materials: Deck of cards

How to Play: Pick a way to sort the cards (color, suit, or numbers). Deal out the deck and players take turns finding cards that fit their sort. Look for creative ways to sort; even numbers, odd numbers, two cards with a sum of 10, etc.




Addition Top-It


Players 2

Materials: Deck of cards, face cards worth ten, Ace worth 1 or 11.

How to Play: Each player turns over two cards and adds them together. The player with the greatest sum wins all the cards. Continue until all the cards are gone.



$$2 + 10 = 12$$



$$5 + 5 = 10$$

Player 1 wins all four cards.


Make the game easier by taking higher digit cards out of the deck. Make the game harder by add 3 cards.

Subtraction Top-It


Players 2

Materials: Deck of cards, face cards worth ten, Ace worth 1 or 11.

How to Play: Each player turns over two cards and subtracts the smaller digit from the larger digit. The player with the smallest difference wins all the cards. Continue until all the cards are gone.



$$7 - 2 = 5$$



$$9 - 5 = 4$$

Player 2 wins all four cards.


Make the game easier by taking higher digit cards out of the deck. Make the game harder by playing with 2-digit - 1-digit subtraction.

Give Me 10


Players 2

Materials: Deck of cards, face cards removed, Ace worth one.

How to Play: Deal 10 cards face up.



Players take turns finding and removing combinations of cards that add up to 10.



Deal out cards so there are always 10 cards face up.

To make it challenging, find three cards that add up to a target number (3 numbers that add up to 20).

summer writing



1. What is something you are looking forward to this summer?
2. Do you like rollercoasters? Why or why not?
3. Tell how to prepare for a camping trip.
4. Would you rather have smores or a sundae? Why?
5. Describe your perfect day at the beach.
6. What is the difference between the ocean & a pool?
7. The best thing about summer vacation is...
8. I was swimming in the ocean when...
9. Do you like to sleep late in the summer or not? Why?
10. What is your favorite water game to play?
11. Describe how to build a sand castle.
12. If I found a pirate's treasure, I would...
13. Would you want to live on an island or a mountain? Why?
14. Would you rather have a snow one or ice cream? Why?
15. What is something you haven't done this summer that you want to?

Sight Word Review

List Two

look

is

her

there

some

out

as

be

have

go

we

am

then

little

down

do

can

could

when

did

what

so

see

not

were

List Three

get	them	like	one	this
my	would	me	will	yes
big	went	are	come	if
now	long	no	came	ask
very	an	over	your	its

List Four

ride	into	just	blue	red
from	good	any	about	around
want	don't	how	know	right
put	too	got	take	where
every	pretty	jump	green	four

List Five

away	old	by	their	here
saw	call	after	well	think
ran	let	help	make	going
sleep	brown	yellow	five	six
walk	two	or	before	eat

List Six

again	play	who	been	may
stop	off	never	seven	eight
cold	today	fly	myself	round
tell	much	keep	give	work
first	try	new	must	start

List Seven

black white ten does bring

goes write always drink once

soon made run gave open

has find only us three

our better hold buy funny