

## **Fifth Grade Supply List 2024-2025**

### **Miscellaneous:**

- (2) packages of #2 pencils (**no mechanical lead pencils**)
- Package of Colored Pencils and/or Crayola markers
- (1) Crayons
- (3) Highlighters
- (3) Large Glue Sticks
- (1) Pair of Scissors
- (1) small, soft pencil case
- (1) pack of sticky notes
- (2) pack of lined index cards (3x5) & (4x6)
- (1) manual pencil sharpener
- (2) packs of college-ruled loose-leaf paper
- (1) pack of Graph Paper (Large Boxes)
- (1) pack of dry erase markers
- (1) pack of erasers (pencil-top or bar is fine)
- (1) drawstring bag for PE clothes (deodorant preferred)
- (1) reusable water bottle labeled with child's name
- (1) independent reading novel of choice
- (1) box of tissues
- (3) pack of plain white t-shirts to be used throughout the year
- (1) 2 inch binder

### **Notebooks:**

- (5) marble notebooks

### **Folders:**

- (1) blue two-pocket plastic folder (Friday Folder/Home-School Folder)
- (4) two-pocket folders plastic preferred

Dear Students and Parents,

Welcome to your summer assignment! We hope you're as excited as we are about the upcoming fifth grade year. As part of our summer reading and creative expression initiative, we have selected the delightful graphic novel "El Deafo" by Cece Bell for you to read. Upon completion of the book, we have a fun and engaging project for you to undertake: creating a graphic novel about your own summer vacation adventures!

Graphic Novel Creation:

1. After completing "El Deafo," it's time to embark on your own creative journey! Your task is to create a graphic novel depicting your summer vacation experiences.
2. Your graphic novel should include:
  - A cover page with a title for your graphic novel.
  - A clear storyline that captures the essence of your summer adventures. You can choose to focus on one particular event or incorporate multiple experiences.
  - Vibrant and expressive illustrations to accompany your storyline. Feel free to experiment with different art styles and techniques.
  - Dialogue and narration to enhance the storytelling. You can write your dialogue in speech bubbles and narration in panels or captions.
3. Your graphic novel should be a minimum of 10 frames long. However, feel free to create more pages if you have additional stories to tell!
4. Be creative and have fun with this project. This is your opportunity to showcase your imagination and artistic talents. You can choose to create your graphic novel using the attached template or digitally using software such as Adobe Illustrator, Procreate, or Canva. Whichever method you decide, please ensure that it is neat and legible.

All projects will be shared during the first week of school. Below is the rubric that will be used to assess this project. Please email Ms. D'Angio if you have any questions.





You are also required to read two additional books this summer. There are no projects for these books, but you must complete a book summary for each of your books.




Have a great summer! I can't wait to see you in fifth grade!


Amanda D'Angio  
[adangio@unityschool.com](mailto:adangio@unityschool.com)

## Graphic Novel Rubric

Criteria	Excellent (4)	Good (3)	Fair (2)	Needs Improvement (1)	Score
Storyline + Plot Development	The graphic novel features a well-developed storyline with clear exposition, rising action, climax, and resolution. The plot is engaging, cohesive, and effectively conveys the summer vacation experiences.	The graphic novel has a solid storyline with identifiable plot elements. The plot development is mostly clear, and the summer vacation experiences are adequately conveyed.	The graphic novel's storyline is somewhat fragmented or lacks coherence. Plot development may be unclear at times, affecting the portrayal of summer vacation experiences.	The graphic novel's storyline is poorly developed or confusing. Plot elements are unclear, making it difficult to understand the summer vacation experiences.	
Artwork + Illustrations	The artwork is visually stunning and enhances the storytelling. Illustrations are detailed, expressive, and effectively convey emotions and actions.	The artwork is well-executed and complements the storytelling. Illustrations are clear, and characters are visually appealing.	The artwork is adequate but may lack detail or consistency. Illustrations serve their purpose but could be more expressive.	The artwork is rudimentary or unfinished, detracting from the overall presentation. Illustrations lack detail, clarity, or coherence.	
Dialogue + Narration	Dialogue and narration are effectively integrated into the graphic novel, adding depth and clarity to the storyline. Speech bubbles and captions are well-written and contribute to character development and plot progression.	Dialogue and narration are generally well-done and enhance the graphic novel. Speech bubbles and captions effectively convey character interactions and story elements.	Dialogue and narration are present but may be inconsistent or lacking in clarity. Speech bubbles and captions occasionally confuse the reader or fail to convey essential information.	Dialogue and narration are minimal or poorly executed, hindering the reader's understanding of the storyline. Speech bubbles and captions are unclear or irrelevant.	
Organization + Presentation	The graphic novel is well-organized and presented in a professional manner. Pages are neatly arranged, and transitions between panels are seamless. The overall layout enhances readability and visual appeal.	The graphic novel is organized and presented effectively. Pages are arranged logically, and transitions between panels are smooth. The layout contributes to readability and visual appeal.	The graphic novel's organization and presentation are somewhat messy or inconsistent. Pages may be disorganized, and transitions between panels may be abrupt. The layout could be improved for better readability.	The graphic novel lacks organization and is poorly presented. Pages are disorganized, and transitions between panels are unclear. The layout detracts from the overall reading experience.	








# Review

**Genre:** Comedy Drama Horror Action  
Romance Mystery Thriller Fantasy SciFi  
Other \_\_\_\_\_

**Setting (Time and Place)** *This book takes place in...*

*Draw your favorite Character, Setting, or Scene here:*



Book Title: \_\_\_\_\_

Review By: \_\_\_\_\_

## Plot Summary

*This book is about...*


## Notable Quote

Said by: \_\_\_\_\_

## Book Rating



**I WOULD or WOULD NOT** recommend this book to others because...



# Review

**Genre:** Comedy Drama Horror Action  
Romance Mystery Thriller Fantasy SciFi  
Other \_\_\_\_\_

**Setting (Time and Place)** *This book takes place in...*

---

---

*Draw your favorite Character, Setting, or Scene here:*

Book Title: \_\_\_\_\_

Review By: \_\_\_\_\_

## Plot Summary

*This book is about...*

---

---

---

---

---

---

## Notable Quote

---

---

---

Said by: \_\_\_\_\_

## Book Rating



**I WOULD or WOULD NOT** recommend this book to others because...

---

---

# 4 Steps TO GET "MATH" READY FOR NEXT YEAR

For Unity School Elementary Students



**Hooray for Summer!**  
Don't let all the great learning you did this year slide away this summer.  
Stay "Math Fit" with Khan Academy by following these 4 easy steps!

**01**

Go to Khan Academy Website


Click the link [here](#)  
or scan this QR code:



**02**

Scroll to "Math Get Ready" Courses

Math: Get ready courses	
Get ready for 3rd grade	Get ready for Algebra 1
Get ready for 4th grade	Get ready for Geometry
Get ready for 5th grade	Get ready for Algebra 2
Get ready for 6th grade	Get ready for Precalculus
Get ready for 7th grade	Get ready for AP® Calculus
Get ready for 8th grade	Get ready for AP® Statistics



**BE SURE TO SELECT  
ONE GRADE LEVEL  
AHEAD**

Example if you are starting 4th grade in August, you would select "Get Ready for 5th Grade."

**03**

Begin with the Course Challenge

COURSE CHALLENGE

Test your knowledge of the skills in this course.

[Start Course challenge](#)

Watch this helpful video [here](#): or scan QR code



**04**

Finish Course Challenge with at least  
70% Mastery

**A Note to Families:**

Learn more about these "Get Ready" lessons from Khan Academy [here](#)  
or scan QR code

