



Kindergarten Supply List



August 2024-2025

*When possible, Unity School students are encouraged to buy earth-friendly supplies.

1. Three 2-Pocket Folders: The folder will be sent home each night and turned in each morning, so please get the **sturdy plastic type** with horizontal (not vertical) pockets. **One MUST be yellow for Spanish class.**
2. One 1" 3-Ring Binder clear-view type: The clear-view type is the kind you can slip a picture into the front cover.
3. Markers: One pack of washable markers (8 count)
4. Glue Stick: 8 jumbo glue sticks
5. Crayons: 4 packs of Crayons (no more than a 16 pack) (no twisting crayons please)
6. Pencils: 2 packages of 12 **standard #2 Dixon Ticonderoga** pencils (yellow only without designs please)
7. Extra Outfit: One pair shorts/skirt, shirt, socks, and underwear to store in cubby in case of mess or accident. I would suggest placing a White shirt since it is the color we use for field trips (that way you are always prepared) Please place it in a labeled, sealed bag. **They should follow the color of the uniform, navy blue and khaki.**
8. Dry Erase Markers: 1 Package Expo 5 color dry erase markers.
9. Scissors One 5 inch Kids Safety Scissors
10. T-Shirts: 3 plain white T-shirts (one size bigger than they are now)
11. Post-it Notes: 1 pack plain yellow
12. Highlighters: 3 highlighters
13. Magic Erasers: 4 magic erasers (white rectangular erasers)

**Your child's name should be on any box of supplies sent in, as well as any clothing sent in. We use all markers, pencils, and crayons in a classroom bin.



Summer Reading List



Incoming 2024-25 Kindergarten Students

Dear Parents,

Below is a list of storybooks that we will be reading during the first quarter of Kindergarten. It would be wonderful if each child was familiar with these stories before they come to Kindergarten. If you could read a few, some or all of the stories to them over the summer that would be great! Thank you!

Stories by Paul Galdone such as...

[Three Little Pigs](#)

[Three Little Kittens](#)

[Little Red Hen](#)

[Gingerbread Boy](#)

[Henny Penny](#)

[Three Bears](#)

[Cinderella](#)

[Jack and the Beanstalk](#)

Storybooks such as...

[The Carrot Seed](#)

[Corduroy](#)

[Bunny Cakes](#)

[Green Eggs and Ham](#)

[The Cat in the Hat](#)

We also encourage phonetic readers such as [Bob Books](#), [My Very First I Can Read! Books](#), or [First Little Readers Books](#).

Getting ready for kindergarten titles such as [How to Be Kind in Kindergarten](#), [The Night Before Kindergarten](#), and [The Queen of Kindergarten](#) and [The King of Kindergarten](#).

Recently published favorites such as [Hot Dog](#), [Knight Owl](#), [The Three Billy Goats Gruff](#), [Have You Ever Seen a Flower](#), [Mel Fell](#), [Lizzy and the Cloud](#), and [Little Witch Hazel](#).



Kindergarten Summer Fun

Dear Parents,

The following are skills that your soon to be Kindergartener should practice over the summer.

Language

Letter sounds

Identifies capital letters

Identifies lower case letters

Identifies words in a sentence

Knows Kindergarten introduction sight words

Math

Recognizes numbers 0 - 50

Counts groups of objects 0 - 20

Can count forward to 50 and count backward from 20

Recognizes or are aware of number words zero - twelve

You can visit these websites for resources and games to help practice these skills this summer.

Language Websites / Apps

www.getepic.com - make an account and use this website as we will be using it throughout the school year.

www.readingbear.org

www.starfall.com

www.ABCmouse.com

Math Websites / Apps

www.ABcmouse.com

123 tracing numbers : montessori math game for kids (app)

Montessori Kindergarten math 1 (app)

Splash Learn

Iknowit.com

Activities you can do at home...

Make cards with capital letters and lowercase letters. Play matching games with them, practice the sounds with them and practice tracing them with your finger.

Use objects to practice counting, such as pennies, marbles, paper clips, etc.

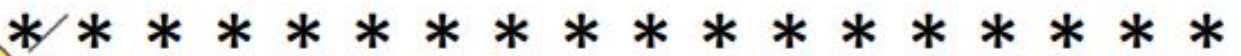

READ, READ, READ, share a story book every day with your child. Any of the books on our Summer Reading list will do!

Sight words to practice:

the	to	and	he	a
I	you	it	of	in
was	said	his	that	she
for	on	they	but	had
at	him	with	up	all
look	is	her	there	some

Thank you,


Your Kindergarten Team



My SUMMER Packet

as I
prepare for
kindergarten





JUNE



	Monday	Tuesday	Wednesday	Thursday	Friday	
						1
2	3 Complete the missing number sheet.	4 Read a book with a grown up and count the words on each page.	5 Lie down outside and look at the clouds. Draw what you see.	6 Complete the apples addition sheet.	7 Make your bed	8
9	10 Look in a book for words that begin with Pp.	11 Match the lower case and upper case letters on the sheet.	12 Write your name. Cut out the letters. Scramble. Put back together	13 Complete the letter sound Nn sheet.	14 Help Mom or Dad with the dishes.	15
16	17 Write the names of your family members.	18 Sing your favorite song to your family.	19 Throw a ball with your mom or dad.	20 Complete the Draw More sheet.	21 Count the stairs in your home.	22
23	24 Draw all primary shapes and color in.	25 Complete the bug hunt sheet.	26 Using an old magazine, cut out things that begin with Bb.	27 Read a book with a grown up and look for the word "the."	28 Sort the forks and spoons. Then count.	29



What's the Missing Number?

Help the animals by writing the missing numbers in the empty boxes below.



1	2	3		5	6
---	---	---	--	---	---



2	3	4	5		7
---	---	---	---	--	---




5	6		8	9	10
---	---	--	---	---	----



4	5	6	7		9
---	---	---	---	--	---



2		4	5	6	7
---	--	---	---	---	---

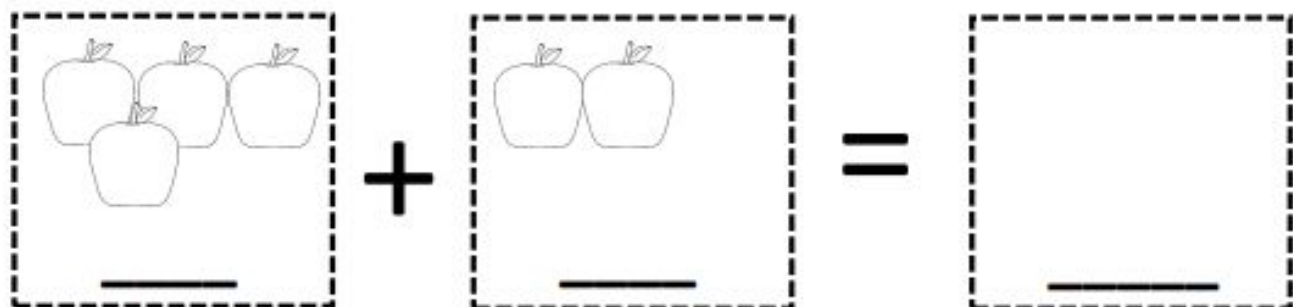
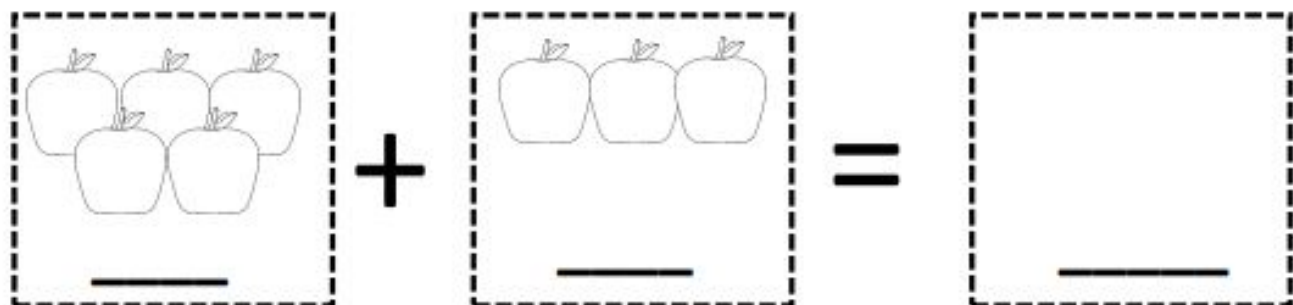
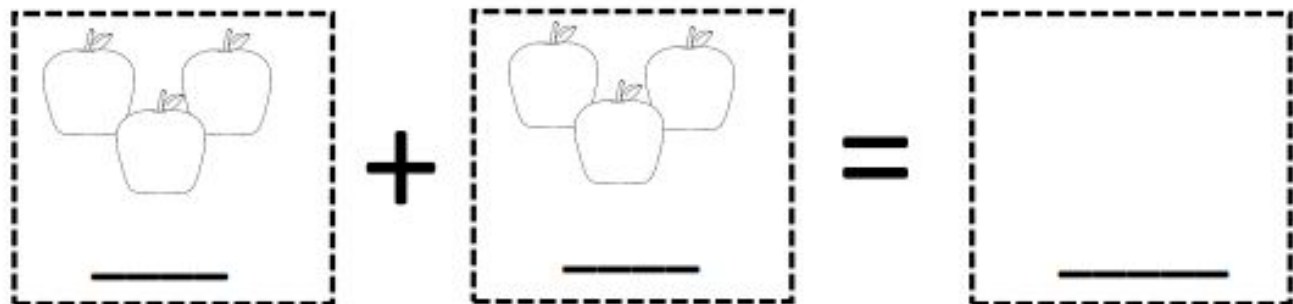



	5	6	7	8	9
--	---	---	---	---	---



Apples Addition

Count. Add. Write the new number.





Draw MORE to make 5!

Count. Write the number. Draw more.

 _____	+	 _____	=	 _____
-----------	---	-----------	---	-----------

 _____	+	 _____	=	 _____
-----------	---	-----------	---	-----------

 _____	+	 _____	=	 _____
-----------	---	-----------	---	-----------

 _____	+	 _____	=	 _____
-----------	---	-----------	---	-----------



MATCH **the UPPER and lower case letters.**

A

N

F

T

G



f

g

a

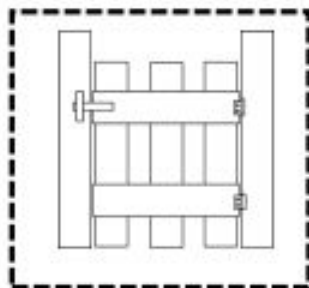
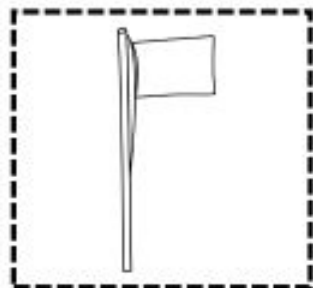
t


n

is for











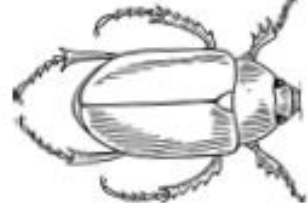
...but **NOT** for






Let's Go on a BUG HUNT!

Color the bugs you find.

 <p>spider</p>	 <p>bumblebee</p>	 <p>butterfly</p>
 <p>grasshopper</p>	 <p>fly</p>	 <p>caterpillar</p>
 <p>ladybug</p>	 <p>snail</p>	 <p>beetle</p>



JULY



	Monday	Tuesday	Wednesday	Thursday	Friday	
	1 Play with your toys! Draw your favorite toy.	2 Count the spoons in the kitchen drawer.	3 Find and color the word "the" on the sheet.	4 Happy 4 th of July! Enjoy the fireworks! 	5 Draw what you saw or did on July 4 th .	6
7	8 Hunt for things that begin with Cc. Draw and label each thing.	9 Draw a pattern with colors.	10 Draw a picture of your favorite summer activity.	11 Read a book with a grown up and look for words that begin with Ss.	12 Sing a rhyming song to your family.	13
14	15 Find 5 things shaped like a rectangle in your house	16 Draw a picture of your family.	17 Make a vehicle out of Legos.	18 Complete the patterns on the sheet.	19 Make a person out of Play doh.	20
21	22 Find 3 round things in your house..	23 Draw the steps for how to brush your teeth	24 Say hello to someone you know by using their name.	25 Pick out a funny bedtime story.	26 Draw and label 3 of your new school supplies.	27
28	29 Complete the matching numerals to sets sheet.	30 Count your fingers and toes. How many in all?	31 Take a nature walk with a grown up.			

Color in every box that has "the."

we	the	you	me
it	the	to	it
to	the	for	my
we	the	it	he
at	the	the	the
me	the	is	the
you	the	and	the
we	the	we	the

I made the letter: _____



C

What begins with Cc?

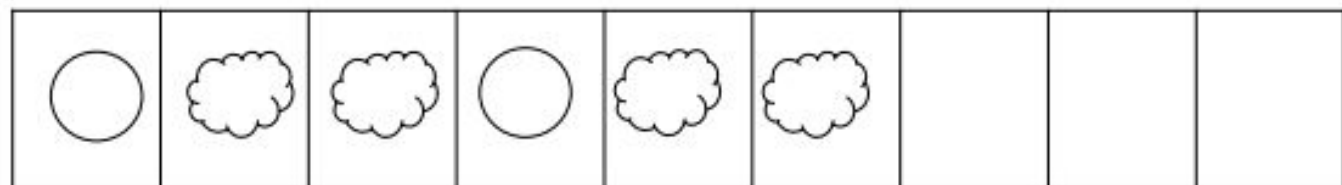
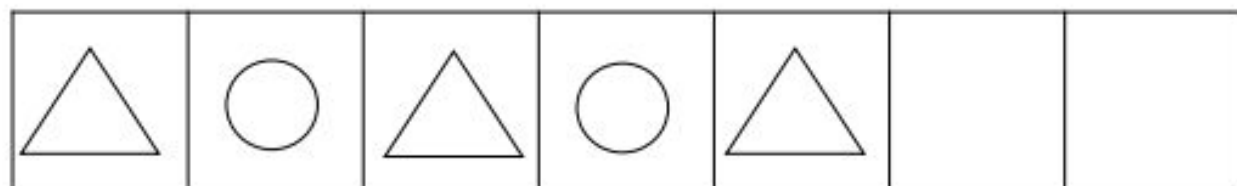
Draw 4 things that begin with
the letter Cc.






Complete the Pattern!

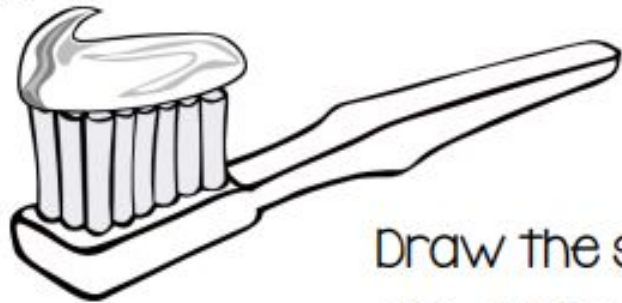
Complete the patterns below by drawing what comes next.



Start here.

Now, can you make your own pattern?





Here is how I
brush my teeth!

Draw the steps that show what you
do when you brush your teeth.

1

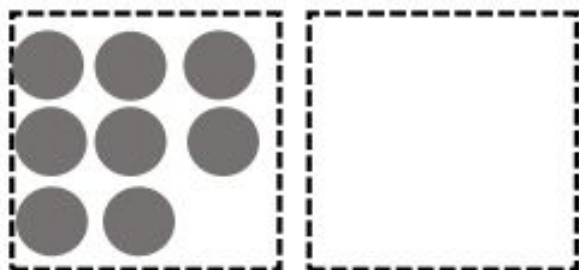
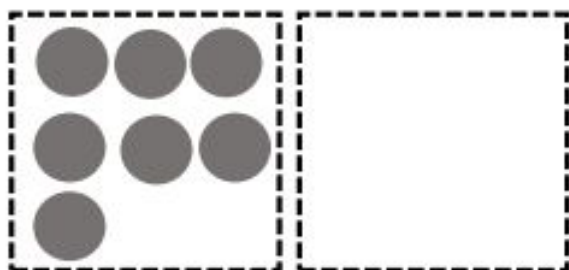


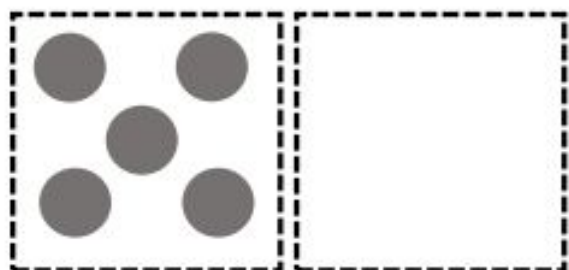
2

3

4



**MATCH the
numbers to the sets.**




5

6

7

8

9



AUGUST



	Monday	Tuesday	Wednesday	Thursday	Friday	
				1 Complete the Letter Sound Tt sheet.	2 Sing the alphabet song.	3
4	5 Complete the sequencing sheet.	6 Read a book with a grown up and count the words on each page.	7 Draw your favorite summer food and cut it out.	8 Complete the shape cutting sheet.	9 Draw a type of truck or train.	10
11	12 Draw a picture of YOU	13 Say the sounds of the dinner on your plate.	14 Count the lamps in your house.	15 Find 5 things in your house that begin with Ll.	16 Do a pattern with claps and stomps.	17



Point, Color and Count

Point to the words. Color in the dot under each word.
Count the words and write the number in the box.

1. I see a pig.

2. The girl sits.

3. My pet is sick.

4. She is here.

5. Mom likes that.

6. We will go.

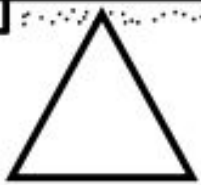


is for



...but **NOT** for






Sequencing!

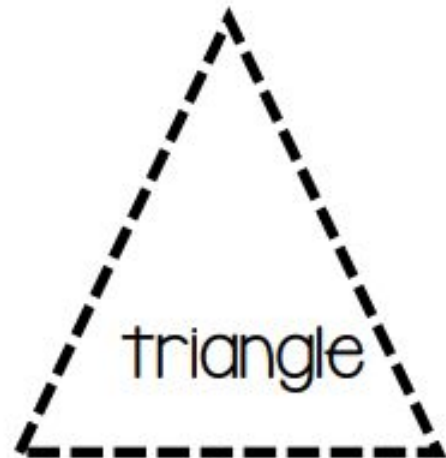
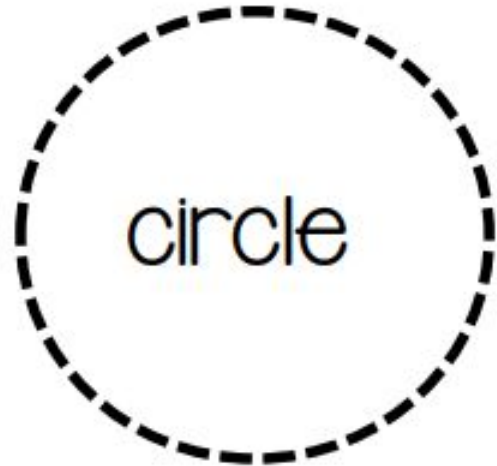
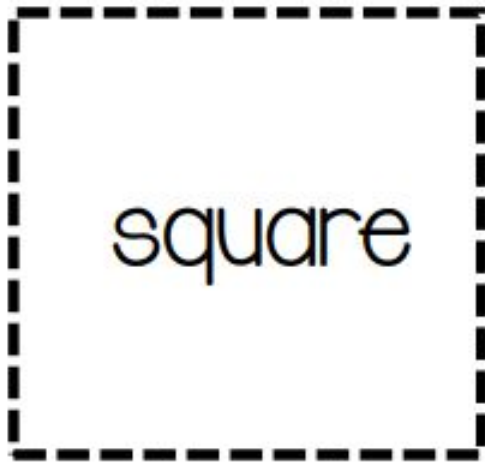
Put the Pictures in Order.

Draw the steps that show what you do when you make a snowman.





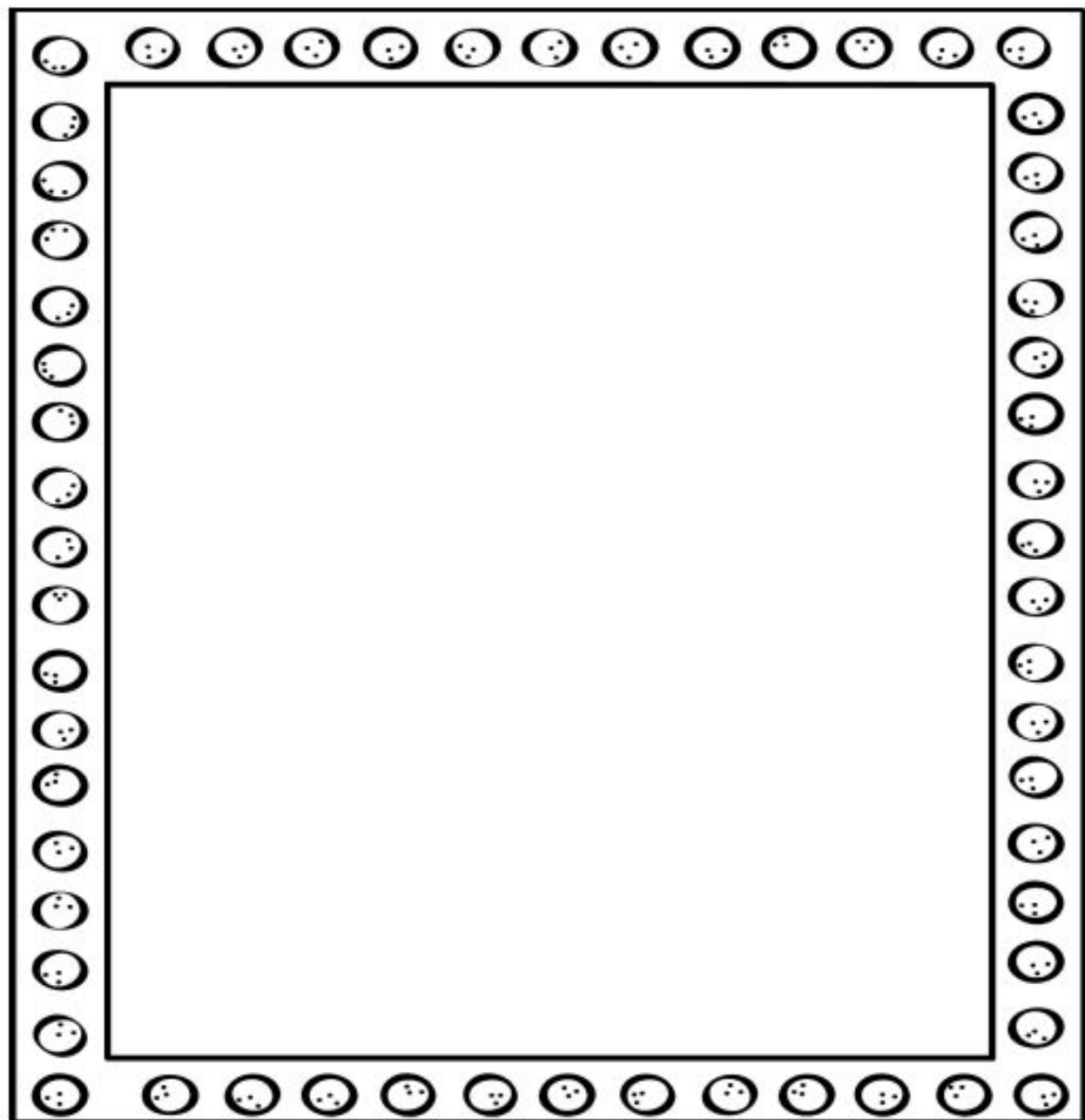
CUT THE SHAPES OUT!



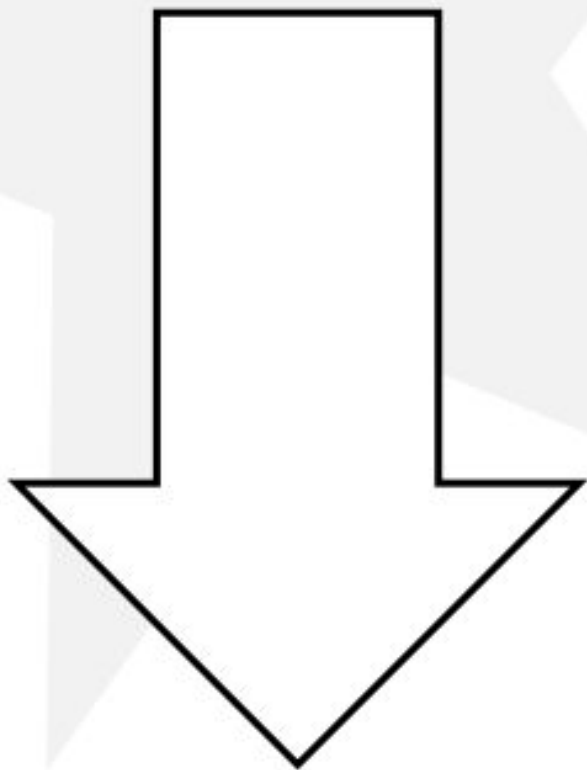


Draw a picture of **YOU!**

MY SELF PORTRAIT



Additional ACTivities



You are a superstar!!

H





What begins with Hh?

Draw 4 things that begin with the letter Hh.



Add it up!

Count. Write the number. Add together.
Write the new number.



F

What begins with Ff?

Draw 4 things that begin with the letter Ff.



MATCH the UPPER and lower case letters.

V

S

Z

K

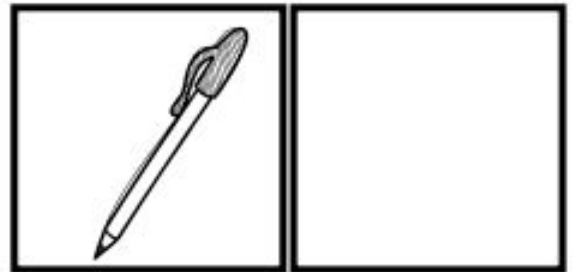
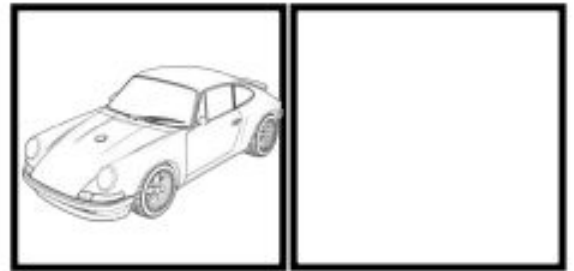

Y



y z j k v

Let's Rhyme

Match the pictures at the bottom to the rhymes at the top.



Cut each picture. Glue it next to its rhyming match.



Color

with color words.

