


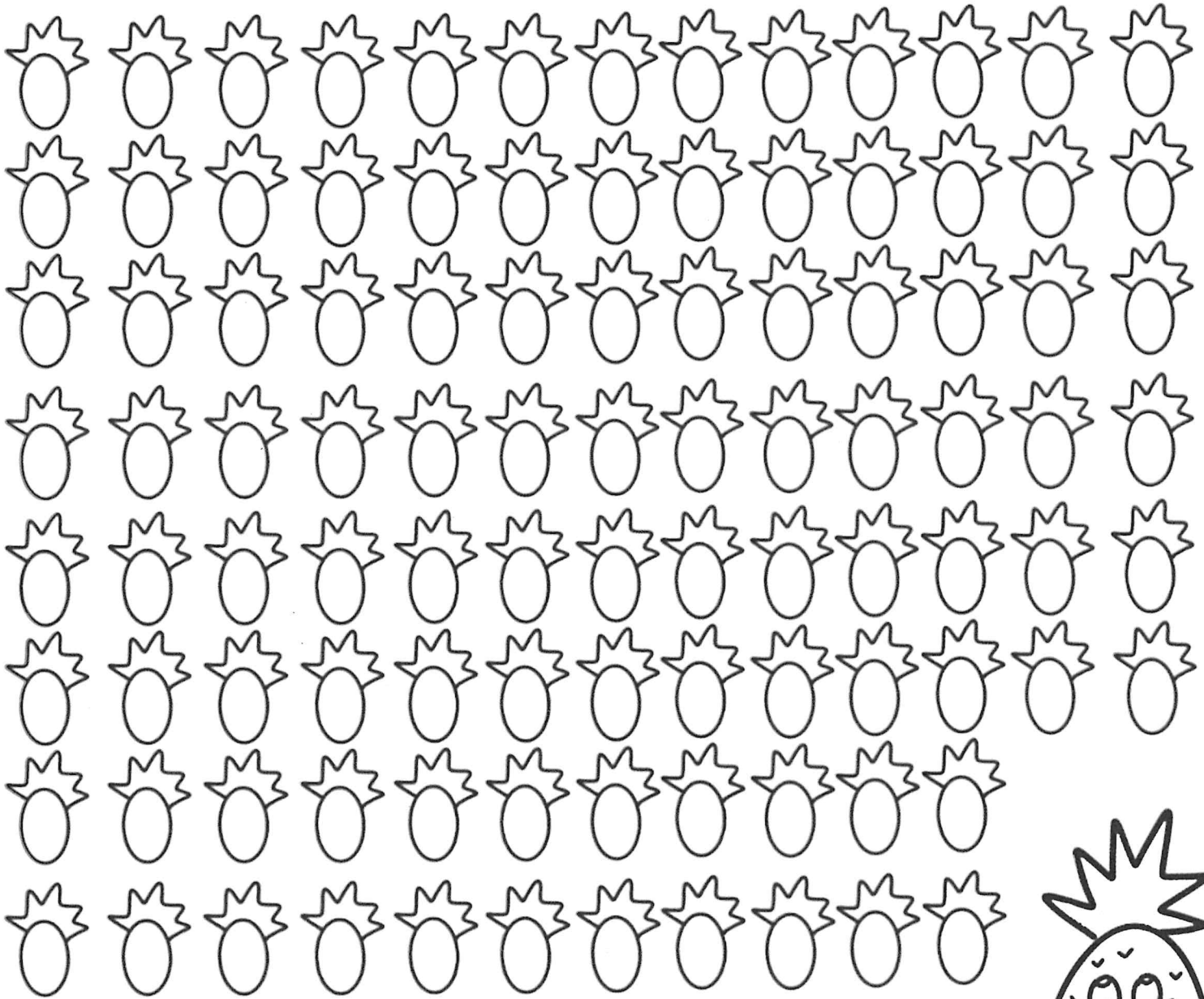




Name \_\_\_\_\_

# I can read **100** books

For every book you read, color a pineapple. When you get to 100,  
celebrate your success!







Name \_\_\_\_\_

# BOGGLE...BOGGLE!

Directions: Use the letters to find words.

Your words must be at least 3 letters long, and can be made by any letters that are touching. If you need more space, use the back of the paper.

## Point Value

3 letters = 1 point

4 letters = 2 points

5 letters = 3 points

6 letters = 4 points



## Set 1

t	e	p	o
i	n	a	r
d	s	t	e
u	g	n	b



## Set 2

a	t	n	c
h	d	o	t
i	f	l	e
b	s	p	i

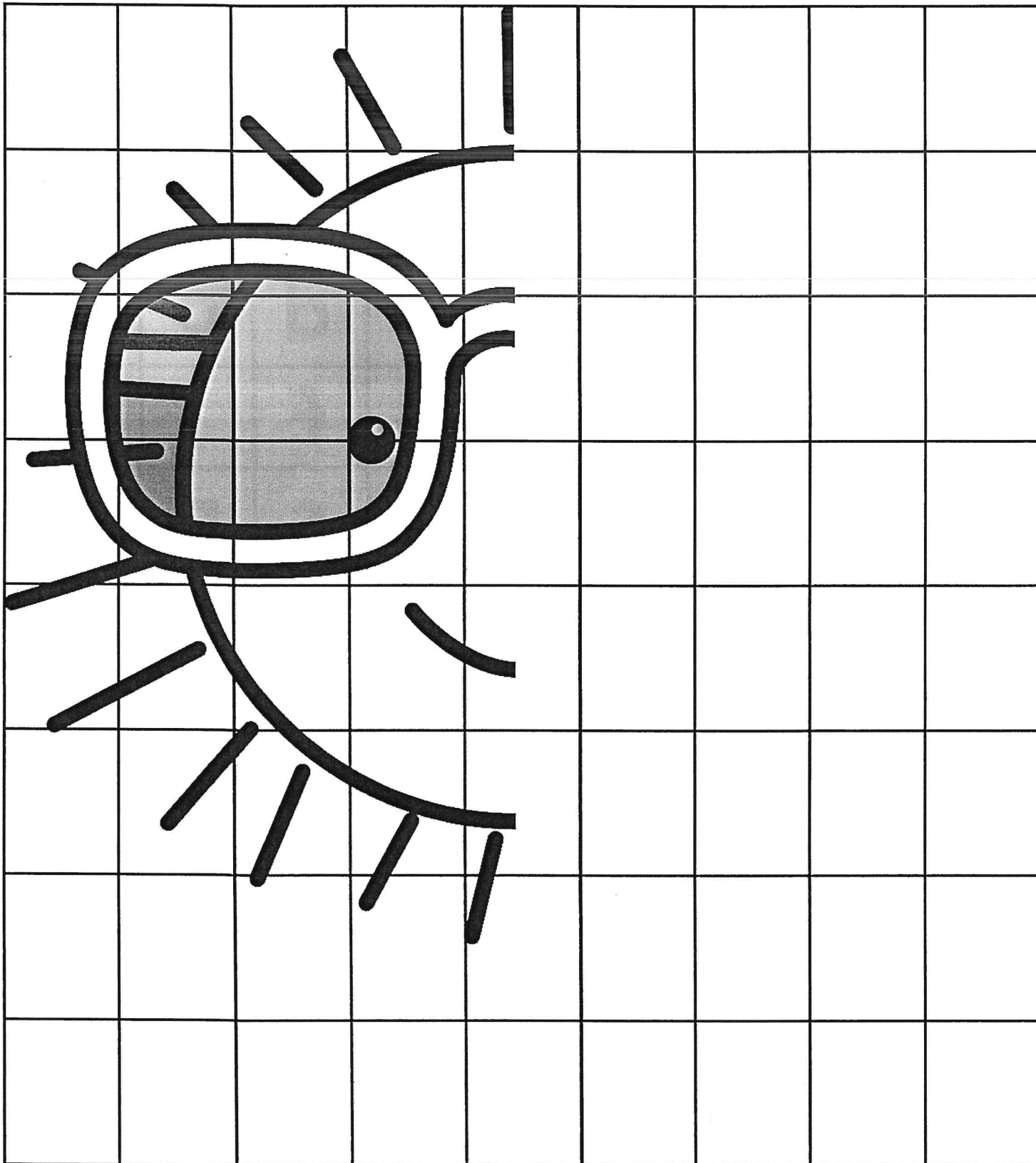
1.	8.
2.	9.
3.	10.
4.	11.
5.	12.
6.	13.
7.	14.

1.	8.
2.	9.
3.	10.
4.	11.
5.	12.
6.	13.
7.	14.

Name \_\_\_\_\_

# Symmetry I

Directions: Use the grid lines to help you mirror the image of the sun.




Name \_\_\_\_\_

# R-Controlled Vowels Crossword Puzzle

Directions: Use the picture clues to complete the crossword puzzle. Each word has an ar, er, ir, or, or ur r-controlled vowel. Next, put the words in ABC order.


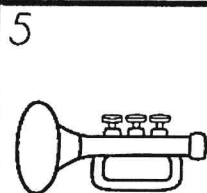
## ABC Order

1.
2.
3.
4.
5.
6.
7.
8.
9.
10.


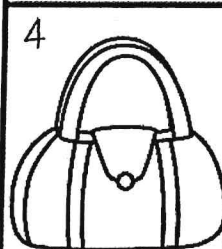




© Annie Moffatt @ The Moffatt Girls 2015

### ACROSS




### DOWN



Name \_\_\_\_\_

# More and Less



Directions: Write the number that is 100 more, 100 less, 10 more and 10 less for the number in the center. Look at the example.

<p>Hundred Less</p> <p>Ten Less</p> <p>242</p> <p>332 342 352</p> <p>442</p> <p>Ten More</p> <p>Hundred More</p>	<p>Hundred Less</p> <p>Ten Less</p> <p>761</p> <p>Ten More</p> <p>Hundred More</p>	<p>Hundred Less</p> <p>Ten Less</p> <p>679</p> <p>Ten More</p> <p>Hundred More</p>	<p>Hundred Less</p> <p>Ten Less</p> <p>812</p> <p>Ten More</p> <p>Hundred More</p>
<p>Hundred Less</p> <p>Ten Less</p> <p>500</p> <p>Ten More</p> <p>Hundred More</p>	<p>Hundred Less</p> <p>Ten Less</p> <p>483</p> <p>Ten More</p> <p>Hundred More</p>	<p>Hundred Less</p> <p>Ten Less</p> <p>234</p> <p>Ten More</p> <p>Hundred More</p>	<p>Hundred Less</p> <p>Ten Less</p> <p>888</p> <p>Ten More</p> <p>Hundred More</p>
<p>Hundred Less</p> <p>Ten Less</p> <p>328</p> <p>Ten More</p> <p>Hundred More</p>	<p>Hundred Less</p> <p>Ten Less</p> <p>900</p> <p>Ten More</p> <p>Hundred More</p>	<p>Hundred Less</p> <p>Ten Less</p> <p>671</p> <p>Ten More</p> <p>Hundred More</p>	<p>Hundred Less</p> <p>Ten Less</p> <p>190</p> <p>Ten More</p> <p>Hundred More</p>
<p>Hundred Less</p> <p>Ten Less</p> <p>555</p> <p>Ten More</p> <p>Hundred More</p>	<p>Hundred Less</p> <p>Ten Less</p> <p>719</p> <p>Ten More</p> <p>Hundred More</p>	<p>Hundred Less</p> <p>Ten Less</p> <p>263</p> <p>Ten More</p> <p>Hundred More</p>	<p>Hundred Less</p> <p>Ten Less</p> <p>434</p> <p>Ten More</p> <p>Hundred More</p>

Name \_\_\_\_\_

© Annie Moffatt @ The Moffatt Girls 2015

# Find the Grammar I!

Directions: Look at the picture below. Find and write each word under the correct category.


Bonus: Use one word from each category to write 3 sentences on the back of this page.

nouns	adjectives	verbs	pronouns
1. _____	1. _____	1. _____	1. _____
2. _____	2. _____	2. _____	2. _____
3. _____	3. _____	3. _____	3. _____
4. _____	4. _____	4. _____	4. _____
5. _____	5. _____	5. _____	5. _____
6. _____	6. _____	6. _____	6. _____



Name: \_\_\_\_\_

Date: \_\_\_\_\_



## Reading Comprehension Check #1

Directions: Read the passage. Answer the questions.

### Crazy for Beanie Babies

Beanie Babies stuffed animals were hot in the 1990s. In a short time, they made some people very rich. However, they also made many others broke.

Ty Warner created the soft, floppy animals. At first, they sold for about \$5 each. In time, he made changes to the face of a stuffed bear. Because the bear had a new face, he stopped making the "Old Face Teddy." Now that the "Old Face Teddy" was not easy to get, people offered to pay more than \$5 for it.

Some people began to collect and sell Beanie Babies. This made them seem special. More and more customers wanted to buy them. The Beanie Baby craze grew. Discontinued animals sold for thousands of dollars! Then the craze began to die down. Warner made 24 new Beanie Babies, but they didn't sell well. What happened? Stores had more Beanie Babies than people wanted to buy. They had become too easy to get.

Warner became very rich. Many others lost money. A TV star spent \$100,000 on the toys. His 20,000 animals were no longer worth anything. Now, Beanie Babies sell for \$3 at flea markets.

1. What can you conclude about people who spent lots of money on Beanie Babies?

- a. They thought they would always be able to sell them for a higher price.
- b. They ran out of room to store all of their Beanie Babies.
- c. They all must have been very poor to begin with.
- d. They liked to play with Beanie Babies.


2. What caused "Old Face Teddy" to become so valuable? 

3. Write a short summary of the text.

4. What might happen if people begin to collect Beanie Babies again? Why?



Name \_\_\_\_\_



# Money: Coins

Directions: Show the coins needed for each set.  
Use the least amount of coins possible.



**56¢**

quarters \_\_\_\_\_  
dimes \_\_\_\_\_  
nickels \_\_\_\_\_  
pennies \_\_\_\_\_

**45¢**

quarters \_\_\_\_\_  
dimes \_\_\_\_\_  
nickels \_\_\_\_\_  
pennies \_\_\_\_\_

**83¢**

quarters \_\_\_\_\_  
dimes \_\_\_\_\_  
nickels \_\_\_\_\_  
pennies \_\_\_\_\_

**77¢**

quarters \_\_\_\_\_  
dimes \_\_\_\_\_  
nickels \_\_\_\_\_  
pennies \_\_\_\_\_

**29¢**

quarters \_\_\_\_\_  
dimes \_\_\_\_\_  
nickels \_\_\_\_\_  
pennies \_\_\_\_\_

**18¢**

quarters \_\_\_\_\_  
dimes \_\_\_\_\_  
nickels \_\_\_\_\_  
pennies \_\_\_\_\_

**68¢**

quarters \_\_\_\_\_  
dimes \_\_\_\_\_  
nickels \_\_\_\_\_  
pennies \_\_\_\_\_

**70¢**

quarters \_\_\_\_\_  
dimes \_\_\_\_\_  
nickels \_\_\_\_\_  
pennies \_\_\_\_\_

**34¢**

quarters \_\_\_\_\_  
dimes \_\_\_\_\_  
nickels \_\_\_\_\_  
pennies \_\_\_\_\_

**97¢**

quarters \_\_\_\_\_  
dimes \_\_\_\_\_  
nickels \_\_\_\_\_  
pennies \_\_\_\_\_

**\$1.00**

quarters \_\_\_\_\_  
dimes \_\_\_\_\_  
nickels \_\_\_\_\_  
pennies \_\_\_\_\_

**88¢**

quarters \_\_\_\_\_  
dimes \_\_\_\_\_  
nickels \_\_\_\_\_  
pennies \_\_\_\_\_

Name \_\_\_\_\_

# Summer Word Scramble

Directions: Use the word bank on the left to unscramble the words. Use the color code to color the buckets.



summer

vacation

lemonade

fishing

ocean

watermelon

swim

seashell

sandy

picnic

outdoors

boating

humidity

sailing

swimsuit

surfing

popsicle

bucket

crab

lotion


Nouns = green

Adjectives = blue

Verbs = orange



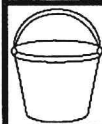
nysda



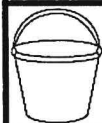
ailsgni



ihsingf



rsf guni



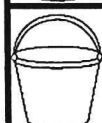
ktuceb



wims



tonlio



ctvaiano



rtosodou



mtwanrleoe



dlaemeno



tbionga



lsaehels



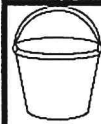
wtisumis



memrus



coplpsie



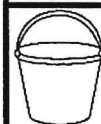
icpnic



rcab



eaocn



mdythuii































Name \_\_\_\_\_

# Synonyms and Antonyms

Directions: Color the surfboards with synonyms orange.


Color the surfboards with antonyms blue.



 glad happy	 above below	 glue paste	 better worse	 close open	 small little	 long short
 float sink	 see look	 high low	 last first	 woman lady	 less more	 fast quick
 end finish	 loose tight	 cry sob	 hurry rush	 hard soft	 cold icy	 on off
 play work	 right wrong	 child kid	 polite rude	 dirty filthy	 sell buy	 tired sleepy

Name \_\_\_\_\_


© Annie Moffatt @ The Moffatt Girls 2015




# Time by the 5 Minutes




Directions: Draw hands on the clock to show the time.




1:25




5:40




10:05




9:20




12:15




7:35




6:10




4:45




5:55




2:30




8:50




12:00




3:50




6:15




11:40




10:55




7:45



7:10



5:00



12:30

Name \_\_\_\_\_


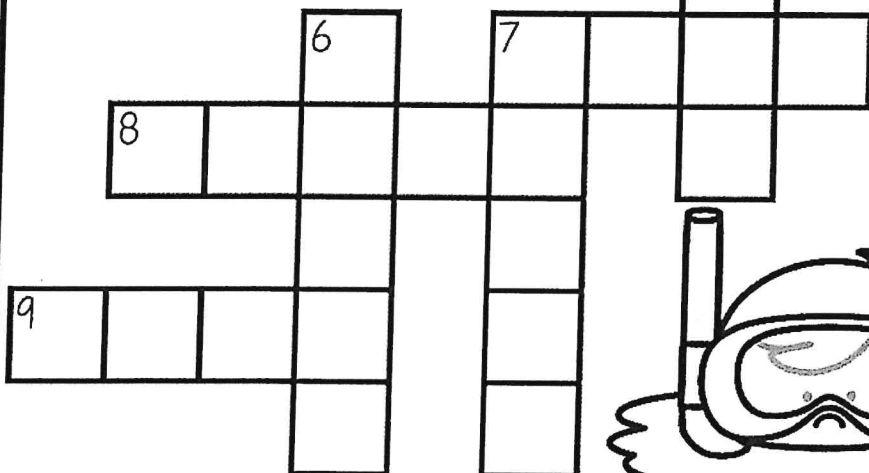


# Long A Sound Crossword Puzzle

Directions: Use the picture clues to complete the crossword puzzle.

Each word is spelled with a long a (ai, a\_e, ay) sound.

**ABC Order**

Next, put the words in ABC order.



1.
2.
3.
4.
5.
6.
7.
8.
9.
10.

© Annie Moffatt @ The Moffatt Girls 2015

**ACROSS**




3




4



7



8




9



**DOWN**



1



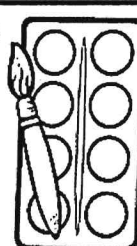
2



5



6



7




Name \_\_\_\_\_

# Main Idea and Details

Directions: Read the main idea.

Draw pictures and write details to support the main idea.



Main Idea:

There are many fun things to do during summer.

A large, empty rectangular box intended for a student to draw a picture related to the main idea.

Handwriting practice lines consisting of a solid top line, a dashed middle line, and a solid bottom line.

A large, empty rectangular box intended for a student to draw a picture related to the main idea.

Handwriting practice lines consisting of a solid top line, a dashed middle line, and a solid bottom line.

A large, empty rectangular box intended for a student to draw a picture related to the main idea.

Handwriting practice lines consisting of a solid top line, a dashed middle line, and a solid bottom line.

A large, empty rectangular box intended for a student to draw a picture related to the main idea.

Handwriting practice lines consisting of a solid top line, a dashed middle line, and a solid bottom line.

Name \_\_\_\_\_

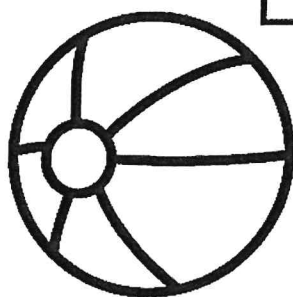


© Annie Moffatt @ The Moffatt Girls 2015

# Homophones Crossword Puzzle

Directions: Use the correct words from the word bank to fill in the puzzle.

Only 10 words will be used. Next, box up the words in ABC order.

sew	ant	brake	so	role
herd	roll	aunt	deer	pale
pail	bawl	for	ball	break
knight	dear	night	four	heard



- 1.
- 2.
- 3.
- 4.
- 5.
- 6.
- 7.
- 8.
- 9.
- 10.
- 11.
- 12.
- 13.
- 14.
- 15.
- 16.
- 17.
- 18.
- 19.
- 20.

## ACROSS


## DOWN

2. a container for water
4. A group of sheep
6. your mother's sister
8. to stitch 2 pieces of cloth
9. bread to eat with dinner
10. used to stop your bike

1. the opposite of day
3. to cry loudly
5. a forest animal
7. the number after three



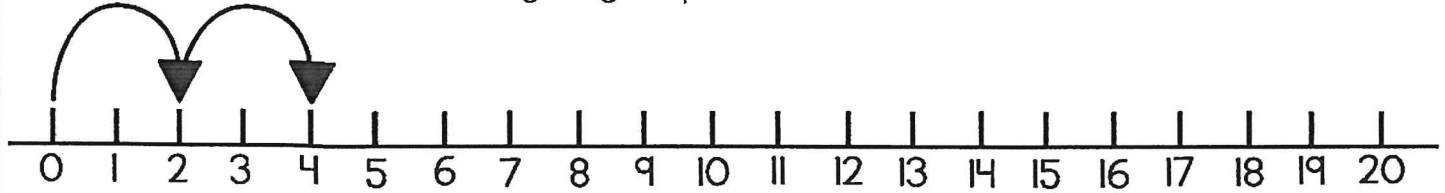
Name \_\_\_\_\_



# Times Tables

Directions: Mark the number line and write the numbers for each set.

Mark the number line counting in groups of 2.



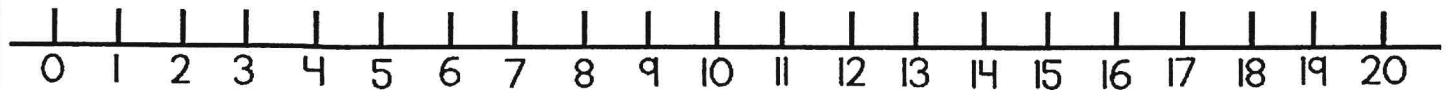
Write the numbers: **2, 4,**

Mark the number line counting in groups of 3.



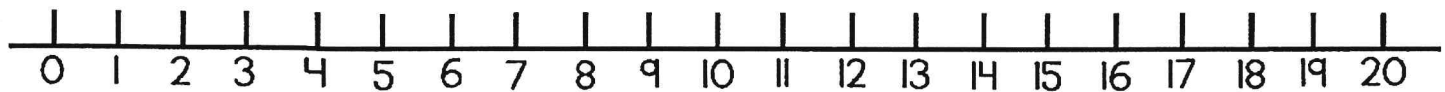
Write the numbers:

Mark the number line counting in groups of 4.



Write the numbers:

Mark the number line counting in groups of 5.




Write the numbers:

Make a number line from 0-30. Mark the number line counting in groups of 10.

Write the numbers:

Name: \_\_\_\_\_

Date: \_\_\_\_\_



## Reading Comprehension Check #2

Directions: Read the passage. Answer the questions.

### The Skunk Ape Finds a Friend

The skunk ape lived alone in the woods outside the village. He was always sad because he didn't have a single friend. He tried to make friends with the villagers, but no one would come near him.

Everyone in the village stayed away from the skunk ape. His big, hairy appearance was frightening, but worst of all was his smell. Villagers could smell him before they could see him coming. They would go inside their homes and close the windows. The skunk ape smelled worse than ten skunks and a rotten cheeseburger.

One day, Jillian went swimming in a pond in the woods. She wore goggles and a nose plug. When she got out of the water, she took off her goggles, but she left her nose plug on.

The skunk ape saw Jillian and thought she looked nice. He tried once more to make a friend. This time, Jillian stayed and talked with the skunk ape. She thought he was very friendly. She started to take off her nose plug. When she smelled the skunk ape, she put it back on.

"Why won't anyone be friends with me?" he asked sadly.

"Don't worry," Jillian said, "I'll help you."

The next day, Jillian returned to the woods carrying shampoo and laundry spray. She also wore her nose plug. Jillian showed the skunk ape how to scrub his fur with the shampoo. Then, she sprayed him with the laundry spray. When Jillian took off her nose plug, the skunk ape didn't stink!

Together, Jillian and the skunk ape walked into town. The villagers looked out their windows. Then they opened their windows. They didn't notice any bad smell. They all came out to meet the skunk ape. Now he had plenty of new friends.

1. Who is telling the story?

- a. The skunk ape
- b. Jillian
- c. Someone who is not in the story
- d. Someone who lives in the village

2. What is the setting of the story?

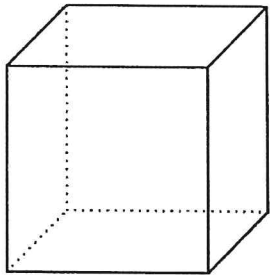
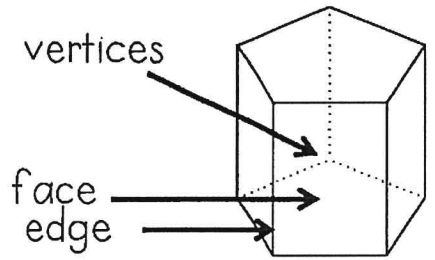
3. What is the problem in the story? How is it solved?

4. Write a short summary of the story.

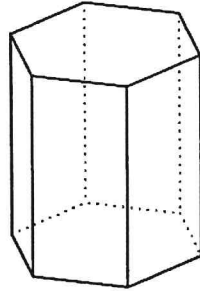
Name \_\_\_\_\_

# 3D Shapes: Faces, Edges and Vertices

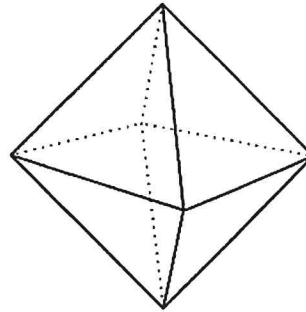
Directions: Write the number of faces, edges and vertices for each shape.



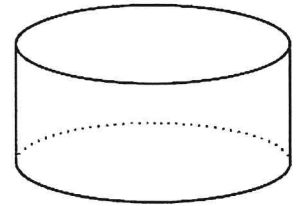
Faces: \_\_\_\_\_  
Edges: \_\_\_\_\_  
Vertices: \_\_\_\_\_



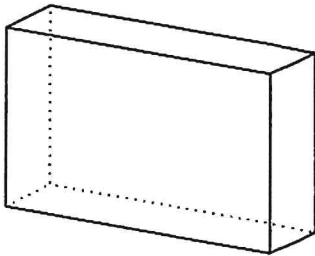
Faces: \_\_\_\_\_  
Edges: \_\_\_\_\_  
Vertices: \_\_\_\_\_



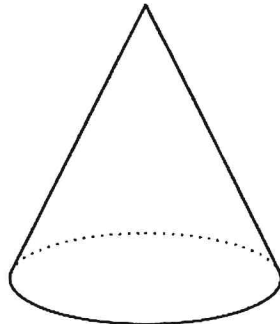
Faces: \_\_\_\_\_  
Edges: \_\_\_\_\_  
Vertices: \_\_\_\_\_



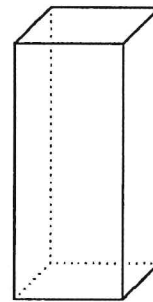
Faces: \_\_\_\_\_  
Edges: \_\_\_\_\_  
Vertices: \_\_\_\_\_



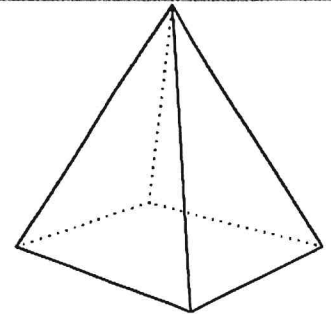
Faces: \_\_\_\_\_  
Edges: \_\_\_\_\_  
Vertices: \_\_\_\_\_



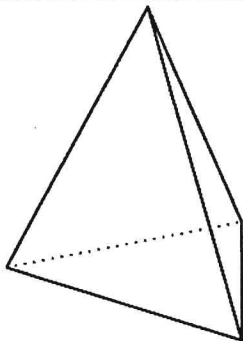
Faces: \_\_\_\_\_  
Edges: \_\_\_\_\_  
Vertices: \_\_\_\_\_



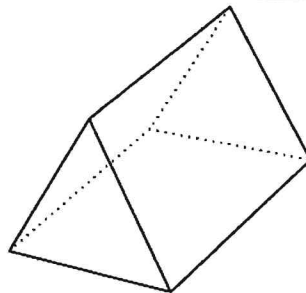
Faces: \_\_\_\_\_  
Edges: \_\_\_\_\_  
Vertices: \_\_\_\_\_



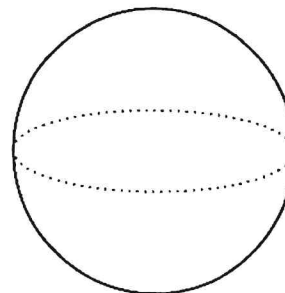
Faces: \_\_\_\_\_  
Edges: \_\_\_\_\_  
Vertices: \_\_\_\_\_



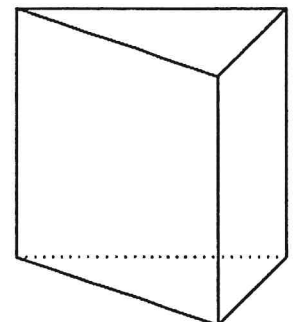
Faces: \_\_\_\_\_  
Edges: \_\_\_\_\_  
Vertices: \_\_\_\_\_



Faces: \_\_\_\_\_  
Edges: \_\_\_\_\_  
Vertices: \_\_\_\_\_



Faces: \_\_\_\_\_  
Edges: \_\_\_\_\_  
Vertices: \_\_\_\_\_



Faces: \_\_\_\_\_  
Edges: \_\_\_\_\_  
Vertices: \_\_\_\_\_



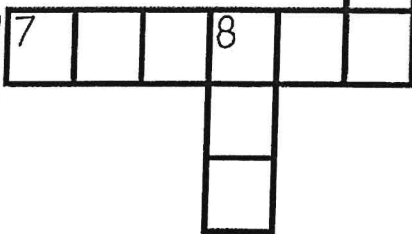

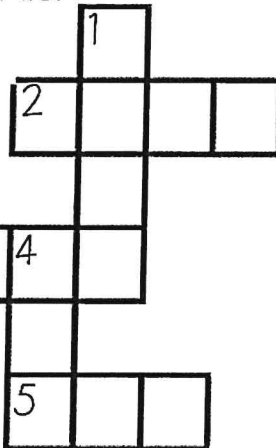

Name \_\_\_\_\_

# Long E Sound Crossword Puzzle

Directions: Use the picture clues to complete the crossword puzzle. Each word is spelled with a long e (ee, ea or ey) sound.

**ABC Order**

Next, put the words in ABC order.



1.
2.
3.
4.
5.
6.
7.
8.
9.
10.


**ACROSS**



2



3




5



6



7



**DOWN**



1




3



4



6



8



Name \_\_\_\_\_

# Adverbs and Verbs

Directions: Read each sentence. Circle the adverb in each sentence.  
Underline the verb it describes.




1. Mary tiptoed up the stairs very quietly.
2. Beth and Jenny went to the beach yesterday.
3. The crab ran quickly across the hot sand.
4. My family will go camping tomorrow.
5. The fish swam happily.
6. Audrey cleaned her room joyfully.
7. We go swimming at the pool often.
8. The baby cried loudly after she hurt her knee.
9. Ben spoke softly to the brown bunny.
10. Mom cleaned the house quickly.

Directions: Write 5 sentences of your own.  
Circle the adverb and underline the verb it describes.

1. \_\_\_\_\_
2. \_\_\_\_\_
3. \_\_\_\_\_
4. \_\_\_\_\_
5. \_\_\_\_\_


Name: \_\_\_\_\_



Choose an animal and write all about it.

Name \_\_\_\_\_

# Greater Numbers




Directions: Color the number that is greater on each pair on glasses.

345	432	898	899	123	121
747	774	379	387	1,000	100
999	989	454	544	199	169
687	669	456	465	812	802
563	536	934	943	884	892
638	683	844	499	674	659
919	909	178	187	569	699
343	334	529	548	101	110

Name \_\_\_\_\_

# Reading Comprehension

Directions: Read the passage and answer the questions.



Birds have different shaped feet, depending on where they live. Birds such as mocking birds, robins and cardinals have **perching feet**. These birds have three toes in front and one in back, which allows them to grip a perch. The second type of bird has an **eagle foot**. Birds such as eagles, owls and hawks have sharp talons, which allow them to grip and kill their prey. The **webbed foot** birds (waterfowl) have webbed shaped feet, allowing them to paddle through water. Ducks, geese and flamingos are birds with webbed shaped feet. Finally, the ostrich (**ostrich foot**) is the only bird with two toes, which allows these flightless birds to run very fast.

1. What is the main idea of the passage?

\_\_\_\_\_

2. What are the four types of birds? Give an example of each.

- a. \_\_\_\_\_ example: \_\_\_\_\_  
b. \_\_\_\_\_ example: \_\_\_\_\_  
c. \_\_\_\_\_ example: \_\_\_\_\_  
d. \_\_\_\_\_ example: \_\_\_\_\_


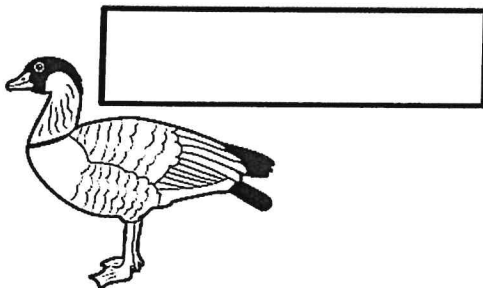
3. What would be a good title for the passage?

\_\_\_\_\_


4. Label the four types of birds below, depending on the shape of their feet.



\_\_\_\_\_




\_\_\_\_\_









\_\_\_\_\_

Name \_\_\_\_\_

# Roll and Add or Subtract with Regrouping



Directions: Roll a die and solve a math problem in that column.  
Continue playing (by yourself or with a partner) until all problems have been solved.

$\begin{array}{r} 84 \\ + 15 \\ \hline \end{array}$	$\begin{array}{r} 42 \\ - 15 \\ \hline \end{array}$	$\begin{array}{r} 64 \\ + 36 \\ \hline \end{array}$	$\begin{array}{r} 75 \\ - 27 \\ \hline \end{array}$	$\begin{array}{r} 33 \\ + 70 \\ \hline \end{array}$	$\begin{array}{r} 75 \\ - 15 \\ \hline \end{array}$
$\begin{array}{r} 55 \\ - 15 \\ \hline \end{array}$	$\begin{array}{r} 67 \\ + 38 \\ \hline \end{array}$	$\begin{array}{r} 52 \\ - 27 \\ \hline \end{array}$	$\begin{array}{r} 84 \\ + 16 \\ \hline \end{array}$	$\begin{array}{r} 83 \\ - 25 \\ \hline \end{array}$	$\begin{array}{r} 64 \\ + 37 \\ \hline \end{array}$
$\begin{array}{r} 49 \\ + 87 \\ \hline \end{array}$	$\begin{array}{r} 64 \\ - 25 \\ \hline \end{array}$	$\begin{array}{r} 93 \\ + 29 \\ \hline \end{array}$	$\begin{array}{r} 80 \\ - 35 \\ \hline \end{array}$	$\begin{array}{r} 67 \\ + 48 \\ \hline \end{array}$	$\begin{array}{r} 76 \\ - 58 \\ \hline \end{array}$
$\begin{array}{r} 28 \\ - 15 \\ \hline \end{array}$	$\begin{array}{r} 68 \\ + 35 \\ \hline \end{array}$	$\begin{array}{r} 76 \\ - 15 \\ \hline \end{array}$	$\begin{array}{r} 48 \\ + 54 \\ \hline \end{array}$	$\begin{array}{r} 85 \\ - 46 \\ \hline \end{array}$	$\begin{array}{r} 69 \\ + 45 \\ \hline \end{array}$
$\begin{array}{r} 67 \\ + 69 \\ \hline \end{array}$	$\begin{array}{r} 64 \\ - 47 \\ \hline \end{array}$	$\begin{array}{r} 68 \\ + 38 \\ \hline \end{array}$	$\begin{array}{r} 34 \\ - 23 \\ \hline \end{array}$	$\begin{array}{r} 87 \\ + 15 \\ \hline \end{array}$	$\begin{array}{r} 65 \\ - 48 \\ \hline \end{array}$
$\begin{array}{r} 58 \\ - 14 \\ \hline \end{array}$	$\begin{array}{r} 48 \\ + 46 \\ \hline \end{array}$	$\begin{array}{r} 71 \\ - 53 \\ \hline \end{array}$	$\begin{array}{r} 67 \\ + 54 \\ \hline \end{array}$	$\begin{array}{r} 41 \\ - 35 \\ \hline \end{array}$	$\begin{array}{r} 67 \\ + 28 \\ \hline \end{array}$
					




Name \_\_\_\_\_

# Supporting Details I

Directions: Read the topic sentence.

Use the picture to help you write supporting details that relate to the topic sentence.



There are many different activities to do at the beach.

---

---

---

---

---

---

---

---

---

---

Name \_\_\_\_\_


© Annie Moffatt @ The Moffatt Girls 2015




# Elapsed Time




Directions: Draw hands to show the time for the first clock.  
Show the elapsed time on the second clock.




2:45




4 hours later




12:25




3 hours later




9:15




5 hours later




12:30




2 ½ hours later




5:05




30 minutes later




10:10




3 hours later





1:55




30 minutes later




4:20




25 minutes later





3:45



35 minutes later



12:00



4 ½ hours later



Name: \_\_\_\_\_



Date: \_\_\_\_\_

## Reading Comprehension Check #3

Directions: Read the passage. Answer the questions.

### Two Fools and Their Donkey

Ramón and his father saddled their donkey for the long journey to town. Then, they both climbed up into the saddle and set off.

Soon, they passed a farmer working in his field.

"Oh, no," the farmer called to them. "You're working that poor donkey too hard! It cannot carry two people like that."

Embarrassed, Ramón's father hopped down. He suggested they take turns riding the donkey. They set off again, with Ramón's father walking next to the donkey and Ramón sitting in the saddle.

After a short time, two women walked toward them. They looked angrily at Ramón.

"Shame on you," one woman said to him. "You make your father walk while you ride the donkey. You should show respect to your elders."

Ramón quickly slid down from the saddle. He insisted his father take a turn riding.

As Ramón walked next to the donkey, two men passed them by. Ramón and his father overheard the men talking.

"What kind of father makes his poor little boy walk while he rides?" they said.

Ramón's father stopped the donkey and got off.

"That's it," he said. "We'll both walk the rest of the way to town."

When they arrived at the town, people looked at Ramón and his father and laughed.

"Look at these foolish folks," they said. "They have a donkey but they walked all this way."

"I guess we can never make everyone happy," Ramón said with a shrug of his shoulders.

1. How do Ramón and his father respond to the people they passed?


a. They explain why they rode the donkey the way they did.

b. They ignore the people's suggestions and criticisms.

c. They wonder why everyone has different opinions.

d. They change what they're doing to avoid criticism.


2. Who in the story would you most like to be friends with? Why?

3. Which details support the theme "You can't make everyone happy"? 

4. If you could give the story a different title, what would it be? Why?

Name \_\_\_\_\_

# 3<sup>rd</sup> Grade SIGHT WORDS I



Directions: Use the words to fill in the sentences.

about	carry	done	eight	full
better	clean	draw	fall	together
bring	cut	drink	far	grow

1. Mary needs to  her bedroom.
2. It is too  to walk to the beach.
3. Did you  all of your milk?
4. What was the book ?
5. We want to  vegetables in the garden.
6. Please  some extra water with you.
7. My mom accidentally  her finger on the knife.
8. We can go to the movies .
9. I like hotdogs  than hamburgers.
10. Are you  with your popsicle?
11. I found  sand crabs on the beach.
12. Did you  that picture all by yourself?
13. Can you help me  in the groceries?
14. I am not too  for ice cream!
15. Do not  and trip on that rock.

Name \_\_\_\_\_

# Synonym Word Scramble

Directions: Read the word on the top. Unscramble the letters on the bottom word to spell a synonym. The first one has been done for you.



<b>kind</b> <b>icen</b> <b>nice</b> _____	<b>laugh</b> <b>igglge</b> _____	<b>done</b> <b>hidfnsie</b> _____	<b>like</b> <b>njeyo</b> _____
<b>big</b> <b>rlgae</b> _____	<b>over</b> <b>bevao</b> _____	<b>simple</b> <b>seay</b> _____	<b>wet</b> <b>mpad</b> _____
<b>fast</b> <b>ikcqu</b> _____	<b>loud</b> <b>sinyo</b> _____	<b>happy</b> <b>ldag</b> _____	<b>silly</b> <b>unfny</b> _____
<b>small</b> <b>tiltel</b> _____	<b>freezing</b> <b>ocdl</b> _____	<b>thin</b> <b>knisyn</b> _____	<b>sleepy</b> <b>irtde</b> _____
<b>keep</b> <b>vesa</b> _____	<b>ill</b> <b>icsk</b> _____	<b>start</b> <b>gebni</b> _____	<b>similar</b> <b>lakie</b> _____
<b>shut</b> <b>lcosc</b> _____	<b>cry</b> <b>ewep</b> _____	<b>garbage</b> <b>shtra</b> _____	<b>boast</b> <b>rgab</b> _____

Name: \_\_\_\_\_



Should kids have summer learning packets?  
Why or why not?

I think that

My first reason is

Another reason is


My last reason is

In conclusion,

Name \_\_\_\_\_


# Symmetry II

Directions: Use the grid lines to help you mirror the image of the crab.



Name \_\_\_\_\_

# Money: Coin Riddles



Directions: Read the riddles and write the coins needed for the given amounts. Use real coins to help you.

Ann has 3 coins. The amount of the coins is 45 cents. What coins does she have?

---

---

---

---

Bill has 4 coins. The amount of the coins is 50 cents. What coins does Bill have?

---

---

---

---

Jane has 4 coins. The amount of the coins is 52 cents. What coins does Jane have?

---

---

---

---

Scott has 4 coins. The amount of the coins is 100 cents. What coins does Scott have?

---

---

---

---

Peggy has 5 coins. The amount of the coins is 75 cents. What coins does Peggy have?

---

---

---

---

Nick has 4 coins. The amount of the coins is 40 cents. What coins does Nick have?

---

---

---

---

Jenny has 8 coins. The amount of her coins is 67 cents. What coins does Jenny have?

---

---

---

---

Tim has 5 coins. The amount of his coins is 85 cents. What coins does Tim have?

---

---

---

---

Nancy has 7 coins. The amount of the coins is 61 cents. What coins does Nancy have?

---

---

---

---



Name \_\_\_\_\_

# Long I Sound Crossword Puzzle



Directions: Use the picture clues to complete the crossword puzzle. Each word is spelled with a long i (i\_e, igh or y) sound.

**ABC Order**

Next, put the words in ABC order.





© Annie Moffatt @ The Moffatt Girls 2015






1.
2.
3.
4.
5.
6.
7.
8.
9.
10.

**ACROSS**



**DOWN**



Name \_\_\_\_\_

© Annie Moffatt @ The Moffatt Girls 2015

# Homophones

Directions: Find the words from the word bank.  
Go across and down.



- ☐ right
- ☐ peace
- ☐ know
- ☐ whose
- ☐ there
- ☐ two
- ☐ male
- ☐ knot
- ☐ flu
- ☐ one

W	H	O	S	E	O	N	E	K
M	A	L	E	C	I	T	P	N
W	R	I	T	E	T	H	I	O
P	T	M	A	I	L	E	E	W
E	H	W	H	O	'S	I	C	T
A	E	F	T	S	N	R	E	W
C	R	L	O	K	N	O	T	O
E	E	U	O	R	I	G	H	T
T	N	O	T	J	V	W	O	N
B	A	S	R	F	L	E	W	X



- ☐ write
- ☐ piece
- ☐ no
- ☐ who's
- ☐ their
- ☐ too
- ☐ mail
- ☐ not
- ☐ flew
- ☐ won

Directions: Use the word bank to complete the sentences.

- |   |   |
|---|---|
| 1. I have a <input type="text"/> <input type="text"/> <input type="text"/> <input type="text"/> in my shoe laces.         | 6. I found it over <input type="text"/> <input type="text"/> <input type="text"/> <input type="text"/> .        |
| 2. Can I have a <input type="text"/> <input type="text"/> <input type="text"/> <input type="text"/> of pizza?             | 7. He <input type="text"/> <input type="text"/> <input type="text"/> first place.                               |
| 3. I have <input type="text"/> <input type="text"/> <input type="text"/> sisters.   | 8. I got a letter in the <input type="text"/> <input type="text"/> <input type="text"/> <input type="text"/> .  |
| 4. The bird <input type="text"/> <input type="text"/> <input type="text"/> <input type="text"/> away.                     | 9. My brother wants to go <input type="text"/> <input type="text"/> <input type="text"/> .                      |
| 5. <input type="text"/> <input type="text"/> <input type="text"/> <input type="text"/> <input type="text"/> bike is this? | 10. I am going to <input type="text"/> <input type="text"/> <input type="text"/> <input type="text"/> a letter. |



Name \_\_\_\_\_

# Box Up Antonyms

Directions: Read each word in the boxes below.

Find an antonym in the word bank and write it in the boxes.

Bonus: Put the words in ABC order on the back of the paper.




shiny	even	add	answer	night
create	easy	least	listen	sunny
follow	pull	forget	fake	east

<b>real</b> <div> <div></div> <div></div> <div></div> <div></div> </div>	<b>question</b> <div> <div></div> <div></div> <div></div> <div></div> <div></div> <div></div> </div>	<b>cloudy</b> <div> <div></div> <div></div> <div></div> <div></div> <div></div> </div>
<b>remember</b> <div> <div></div> <div></div> <div></div> <div></div> <div></div> <div></div> </div>	<b>lead</b> <div> <div></div> <div></div> <div></div> <div></div> <div></div> <div></div> </div>	<b>difficult</b> <div> <div></div> <div></div> <div></div> <div></div> <div></div> </div>
<b>west</b> <div> <div></div> <div></div> <div></div> <div></div> </div>	<b>dull</b> <div> <div></div> <div></div> <div></div> <div></div> <div></div> </div>	<b>destroy</b> <div> <div></div> <div></div> <div></div> <div></div> <div></div> </div>
<b>subtract</b> <div> <div></div> <div></div> <div></div> </div>	<b>most</b> <div> <div></div> <div></div> <div></div> <div></div> </div>	<b>ignore</b> <div> <div></div> <div></div> <div></div> <div></div> <div></div> </div>
<b>push</b> <div> <div></div> <div></div> <div></div> </div>	<b>day</b> <div> <div></div> <div></div> <div></div> <div></div> </div>	<b>odd</b> <div> <div></div> <div></div> <div></div> <div></div> </div>

Name: \_\_\_\_\_

# Greater Than, Less Than or Equal

Directions: Write the correct symbol for each set ( $>$ ,  $<$ , or  $=$ ).



$57 + 36 \bigcirc 47 + 57$



$48 - 37 \bigcirc 54 - 42$



$55 - 47 \bigcirc 59 - 50$



$63 + 58 \bigcirc 40 + 80$



$63 + 55 \bigcirc 44 + 49$



$45 + 47 \bigcirc 47 + 43$



$83 - 17 \bigcirc 26 + 18$



$57 - 43 \bigcirc 53 - 37$



$41 + 43 \bigcirc 95 - 35$



$45 + 33 \bigcirc 89 - 33$



$40 + 43 \bigcirc 39 + 46$



$49 - 40 \bigcirc 61 - 50$



$85 - 41 \bigcirc 32 + 31$



$43 + 34 \bigcirc 100 - 40$



$23 + 25 \bigcirc 94 - 24$



$97 - 38 \bigcirc 33 + 44$



$37 + 33 \bigcirc 90 - 20$



$86 - 15 \bigcirc 26 + 25$



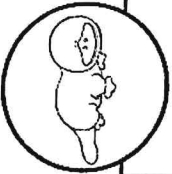
$22 + 45 \bigcirc 50 + 12$



$55 - 54 \bigcirc 46 - 43$

Name: \_\_\_\_\_

Date: \_\_\_\_\_



## Reading Comprehension Check #4

Directions: Read the passage. Answer the questions.

### The Strangest Animal

What is a platypus? It is an odd animal. In some ways, it is like a bird. In some ways, it is like a reptile. In some ways, it is like a mammal.

Platypus only live in one small area of Australia. Scientists in Europe didn't see one until 1800. Some thought the animal, no longer living, was a trick. They tried to pull its bill off. One scientist studied the platypus carefully. He decided it is a mammal.

The platypus has a bill like a duck and webbed feet like some birds that live on the water. It was given a name that means "flat-footed duck." The platypus even lays eggs like a bird, but it is not a bird.

Platypus eggs have a leathery shell, like reptile eggs. Like many reptiles, the baby platypus is born with a special tooth. This "egg tooth" helps it break out of its shell. The platypus is also like a reptile because it has a venomous spike on its back leg. Many reptiles are venomous.

The platypus is not a bird or a reptile. It is a mammal! It has fur covering most of its body. It feeds milk to its young, and it is warm-blooded. These are all **traits** of mammals.

1. What is the meaning of the word **traits** in the passage?

- a. ways of learning about something using science
- b. qualities that help tell one thing apart from another
- c. different kinds of animals that belong to the same group
- d. ideas that have not been proven to be true

2. What evidence shows that a platypus is like a reptile?

3. Based on the text, how is the platypus different from most mammals?

4. What is the main idea of the text? How does the author support the main idea?

Name \_\_\_\_\_

# Find the Grammar II!

Directions: Look at the picture below. Find and write each word under the correct category. Bonus: Put each set of words in ABC order.


nouns	verbs	adverbs	prepositions
1. _____	1. _____	1. _____	1. _____
2. _____	2. _____	2. _____	2. _____
3. _____	3. _____	3. _____	3. _____
4. _____	4. _____	4. _____	4. _____
5. _____	5. _____	5. _____	5. _____
6. _____	6. _____	6. _____	6. _____

build

carefully

flip flops

slowly




Name \_\_\_\_\_

## Supporting Details II

Directions: Read the topic sentence.

Use the picture to help you write supporting details that relate to the topic sentence.



A cookout can be a lot of fun.

---

---

---

---

---

---

---

---

---

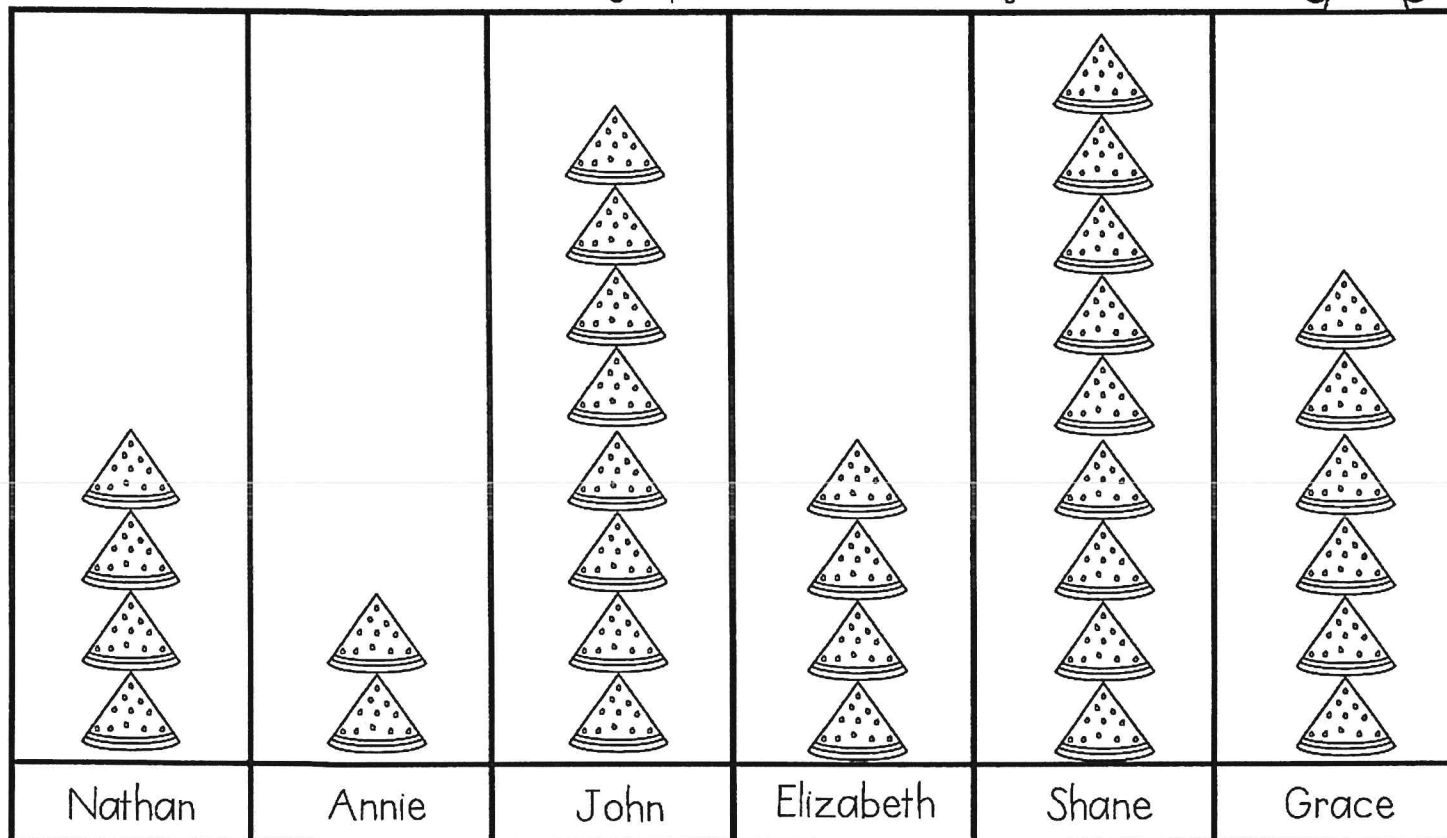
---

Name \_\_\_\_\_



# Picture Graph

Directions: Use the graph to answer the questions.



Each  represents 3 pieces.

- John ate \_\_\_\_\_ more pieces of watermelon as Nathan.
- Shane ate \_\_\_\_\_ more pieces of watermelon than Annie and Elizabeth together.
- \_\_\_\_\_ and Annie ate as many pieces of watermelon as John.
- Nathan ate \_\_\_\_\_ fewer pieces of watermelon than Shane and Annie together.
- Altogether, the children ate \_\_\_\_\_ pieces of watermelon.

Directions: Use the information on the graph to write 2 more questions of your own.

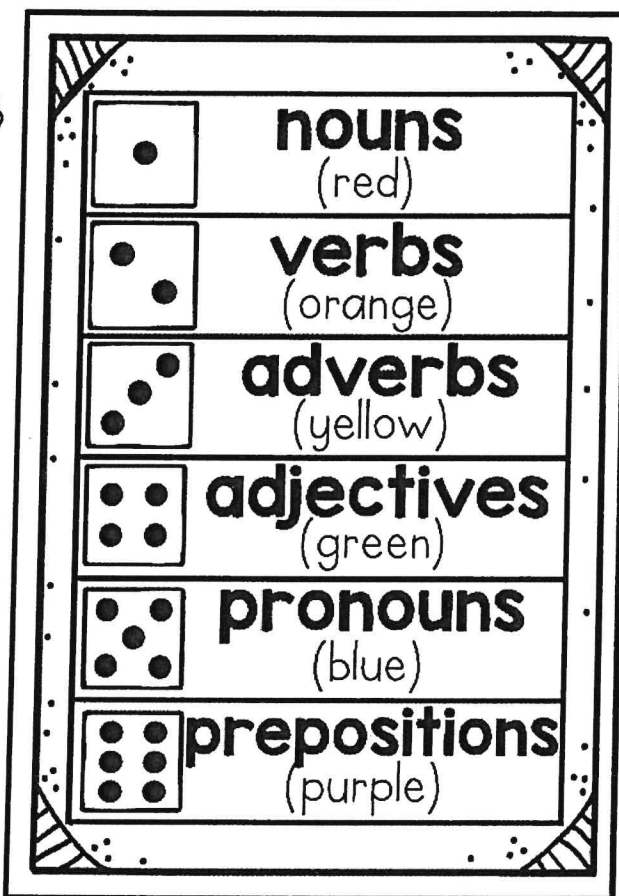






- \_\_\_\_\_
- \_\_\_\_\_



Name \_\_\_\_\_

# Roll and Color a Part of Speech!

Directions: Roll a die and color that part of speech.




Name \_\_\_\_\_

# Money: Adding/Subtracting

Directions: Look at the prices of the items.

Answer the questions below. Use the back of the paper to show your work.



## Summer Shopping

1. How much more does the umbrella cost than the swim trunks?

The umbrella cost \$\_\_\_\_\_ more than the swim trunks.

2. Jane bought the swimsuit, the flip flops and the sunglasses.

How much did she spend altogether? \_\_\_\_\_

3. Tim bought the goggles, the swim trunks and the bucket.


How much did he spend altogether? \_\_\_\_\_

4. Beth spent exactly \$27. What two items did she buy?

5. Patrick spent exactly \$45. What two items did he buy?

6. What is the difference between the most expensive and least expensive item? \_\_\_\_\_


Name \_\_\_\_\_



# Contractions


Directions: Write the two words that make up each contraction in the boxes.

1. we're <input type="text"/> <input type="text"/> <input type="text"/> <input type="text"/>	8. shouldn't <input type="text"/> <input type="text"/> <input type="text"/> <input type="text"/> <input type="text"/> <input type="text"/>
2. aren't <input type="text"/> <input type="text"/> <input type="text"/> <input type="text"/> <input type="text"/>	9. haven't <input type="text"/> <input type="text"/> <input type="text"/> <input type="text"/> <input type="text"/> <input type="text"/>
3. I've <input type="text"/> <input type="text"/> <input type="text"/> <input type="text"/>	10. I'd <input type="text"/> <input type="text"/> <input type="text"/> <input type="text"/>
4. it's <input type="text"/> <input type="text"/> <input type="text"/>	11. you've <input type="text"/> <input type="text"/> <input type="text"/> <input type="text"/>
5. she'll <input type="text"/> <input type="text"/> <input type="text"/> <input type="text"/> <input type="text"/>	12. I'll <input type="text"/> <input type="text"/> <input type="text"/> <input type="text"/>
6. we'll <input type="text"/> <input type="text"/> <input type="text"/> <input type="text"/>	13. what'll <input type="text"/> <input type="text"/> <input type="text"/> <input type="text"/> <input type="text"/>
7. he's <input type="text"/> <input type="text"/> <input type="text"/>	14. couldn't <input type="text"/> <input type="text"/> <input type="text"/> <input type="text"/> <input type="text"/>



## Making Contractions

Directions: Write the contraction for each set of words.



1. there is _____	8. could have _____
2. who is _____	9. you will _____
3. that is _____	10. who will _____
4. I am _____	11. has not _____
5. will not _____	12. must not _____
6. they would _____	13. we had _____
7. she is _____	14. is not _____

Name

# My Summer Word Search

Directions: Create a summer word search using the words below. Fill in the blank spaces with letters. Have a friend find the words.

A full-page sheet of white graph paper featuring a uniform grid of black lines. The grid consists of 15 columns and 15 rows, creating a total of 225 small square units. The lines are thin and evenly spaced, covering the entire area of the page except for a narrow margin at the top.

List of words to be found:

pool

picnic

swing

beach

summer

fishing

popsicle

vacation

castle

watermelon

sandbox

lemonade

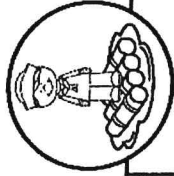
sunglasses

playhouse

garden

Name: \_\_\_\_\_

Date: \_\_\_\_\_



## Reading Comprehension Check #5

Directions: Read the passage. Answer the questions.

### The Kon-Tiki

Polynesia is a group of islands in the Pacific Ocean. People have lived there for thousands of years. Experts once believed people first came to Polynesia from the west.

Thor Heyerdahl knew what the experts said. But the winds and ocean current come from the east. The plants and culture are similar to those in South America, to the east. Thor thought the first people came from the east.

Experts would not listen to Thor's ideas. They said that people long ago could never cross the Pacific in rafts. How could Thor prove it was possible?

In 1947, Thor and his companions went to Peru. They built a raft using only ancient tools. They called the raft Kon-Tiki, after a Polynesian god. Thor and his crew set off in Kon-Tiki to cross the Pacific.

The voyage was difficult. The men faced storms and sharks. They caught fish to eat. The wind and current carried them west. After 101 days, they arrived in Polynesia!

Thor proved that a raft voyage across the Pacific was possible. But some still doubt that's how people first came to Polynesia.

1. What is the main idea of the passage?

- a. Scientists don't always know the truth about the past.
- b. Experts decided that Thor was the best raft builder.
- c. People cannot travel across the Pacific to get to Polynesia.
- d. Thor showed that Polynesians could have come from the east.

2. What problem did Thor have? How did he solve it?


3. What made Thor believe that Polynesians came from the east?

4. What did Thor do before setting off on Kon-Tiki?









Name \_\_\_\_\_

# Roll and Solve 3 Digit Addition



Directions: Roll a die and solve a math problem in that column.  
Continue playing (by yourself or with a partner) until all problems have been solved.

$\begin{array}{r} 173 \\ + 578 \\ \hline \end{array}$	$\begin{array}{r} 471 \\ + 239 \\ \hline \end{array}$	$\begin{array}{r} 618 \\ + 164 \\ \hline \end{array}$	$\begin{array}{r} 705 \\ + 199 \\ \hline \end{array}$	$\begin{array}{r} 469 \\ + 213 \\ \hline \end{array}$	$\begin{array}{r} 199 \\ + 289 \\ \hline \end{array}$
$\begin{array}{r} 182 \\ + 258 \\ \hline \end{array}$	$\begin{array}{r} 433 \\ + 277 \\ \hline \end{array}$	$\begin{array}{r} 392 \\ + 347 \\ \hline \end{array}$	$\begin{array}{r} 374 \\ + 376 \\ \hline \end{array}$	$\begin{array}{r} 273 \\ + 455 \\ \hline \end{array}$	$\begin{array}{r} 608 \\ + 149 \\ \hline \end{array}$
$\begin{array}{r} 336 \\ + 387 \\ \hline \end{array}$	$\begin{array}{r} 285 \\ + 346 \\ \hline \end{array}$	$\begin{array}{r} 274 \\ + 578 \\ \hline \end{array}$	$\begin{array}{r} 299 \\ + 198 \\ \hline \end{array}$	$\begin{array}{r} 477 \\ + 289 \\ \hline \end{array}$	$\begin{array}{r} 548 \\ + 193 \\ \hline \end{array}$
$\begin{array}{r} 365 \\ + 269 \\ \hline \end{array}$	$\begin{array}{r} 747 \\ + 69 \\ \hline \end{array}$	$\begin{array}{r} 452 \\ + 499 \\ \hline \end{array}$	$\begin{array}{r} 625 \\ + 296 \\ \hline \end{array}$	$\begin{array}{r} 399 \\ + 405 \\ \hline \end{array}$	$\begin{array}{r} 714 \\ + 168 \\ \hline \end{array}$
$\begin{array}{r} 575 \\ + 255 \\ \hline \end{array}$	$\begin{array}{r} 356 \\ + 297 \\ \hline \end{array}$	$\begin{array}{r} 277 \\ + 366 \\ \hline \end{array}$	$\begin{array}{r} 345 \\ + 238 \\ \hline \end{array}$	$\begin{array}{r} 673 \\ + 99 \\ \hline \end{array}$	$\begin{array}{r} 189 \\ + 298 \\ \hline \end{array}$
$\begin{array}{r} 454 \\ + 267 \\ \hline \end{array}$	$\begin{array}{r} 309 \\ + 208 \\ \hline \end{array}$	$\begin{array}{r} 429 \\ + 248 \\ \hline \end{array}$	$\begin{array}{r} 510 \\ + 369 \\ \hline \end{array}$	$\begin{array}{r} 439 \\ + 285 \\ \hline \end{array}$	$\begin{array}{r} 555 \\ + 399 \\ \hline \end{array}$
					




Name \_\_\_\_\_

# Long O Sound Crossword Puzzle

Directions: Use the picture clues to complete the crossword puzzle. Each word is spelled with a long o (oa, ow, oe or o\_e) sound. Next, put the words in ABC order.

## ABC Order



1.
2.
3.
4.
5.
6.
7.
8.
9.
10.

© Annie Moffatt @ The Moffatt Girls 2015

### ACROSS



2 baby kangaroo




5




### DOWN



1




3



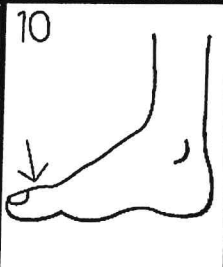
7



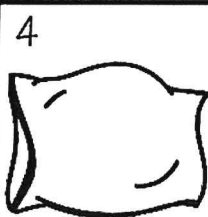
8




10



4



6



9



Name \_\_\_\_\_

# Skip Count and Color



Directions: Skip count and color according to each number chart.

**skip count by 2's**  
(Color the numbers red)

1	2	3	4	5	6	7	8	9	10
11	12	13	14	15	16	17	18	19	20
21	22	23	24	25	26	27	28	29	30
31	32	33	34	35	36	37	38	39	40
41	42	43	44	45	46	47	48	49	50
51	52	53	54	55	56	57	58	59	60
61	62	63	64	65	66	67	68	69	70
71	72	73	74	75	76	77	78	79	80
81	82	83	84	85	86	87	88	89	90
91	92	93	94	95	96	97	98	99	100

**skip count by 3's**  
(Color the numbers green)

1	2	3	4	5	6	7	8	9	10
11	12	13	14	15	16	17	18	19	20
21	22	23	24	25	26	27	28	29	30
31	32	33	34	35	36	37	38	39	40
41	42	43	44	45	46	47	48	49	50
51	52	53	54	55	56	57	58	59	60
61	62	63	64	65	66	67	68	69	70
71	72	73	74	75	76	77	78	79	80
81	82	83	84	85	86	87	88	89	90
91	92	93	94	95	96	97	98	99	100

**skip count by 4's**  
(Color the numbers blue)

1	2	3	4	5	6	7	8	9	10
11	12	13	14	15	16	17	18	19	20
21	22	23	24	25	26	27	28	29	30
31	32	33	34	35	36	37	38	39	40
41	42	43	44	45	46	47	48	49	50
51	52	53	54	55	56	57	58	59	60
61	62	63	64	65	66	67	68	69	70
71	72	73	74	75	76	77	78	79	80
81	82	83	84	85	86	87	88	89	90
91	92	93	94	95	96	97	98	99	100

**skip count by 5's**  
(Color the numbers yellow)

1	2	3	4	5	6	7	8	9	10
11	12	13	14	15	16	17	18	19	20
21	22	23	24	25	26	27	28	29	30
31	32	33	34	35	36	37	38	39	40
41	42	43	44	45	46	47	48	49	50
51	52	53	54	55	56	57	58	59	60
61	62	63	64	65	66	67	68	69	70
71	72	73	74	75	76	77	78	79	80
81	82	83	84	85	86	87	88	89	90
91	92	93	94	95	96	97	98	99	100

**skip count by 10's**  
(Color the numbers brown)

1	2	3	4	5	6	7	8	9	10
11	12	13	14	15	16	17	18	19	20
21	22	23	24	25	26	27	28	29	30
31	32	33	34	35	36	37	38	39	40
41	42	43	44	45	46	47	48	49	50
51	52	53	54	55	56	57	58	59	60
61	62	63	64	65	66	67	68	69	70
71	72	73	74	75	76	77	78	79	80
81	82	83	84	85	86	87	88	89	90
91	92	93	94	95	96	97	98	99	100





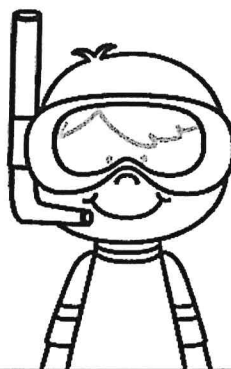


**skip count by 20's**  
(Color the numbers orange)

1	2	3	4	5	6	7	8	9	10
11	12	13	14	15	16	17	18	19	20
21	22	23	24	25	26	27	28	29	30
31	32	33	34	35	36	37	38	39	40
41	42	43	44	45	46	47	48	49	50
51	52	53	54	55	56	57	58	59	60
61	62	63	64	65	66	67	68	69	70
71	72	73	74	75	76	77	78	79	80
81	82	83	84	85	86	87	88	89	90
91	92	93	94	95	96	97	98	99	100

Name \_\_\_\_\_

# Irregular Plural Nouns Crossword Puzzle

Directions: Read the clues and fill in the plural form for each word.



ACROSS	DOWN
2. the plural of elf	1. more than one woman
5. more than one child	3. the plural of scarf
7. more than one deer	4. more than one knife
9. more than one person	9. the plural of man
10. more than one tooth	10. the singular of mice

Name: \_\_\_\_\_



Write about a time that you felt proud.


This image shows a single sheet of white paper with horizontal ruling lines. The lines are evenly spaced and run across the width of the page. There is no handwriting or other markings on the paper.

Name \_\_\_\_\_



# Homophones

Directions: Draw a picture to match the word.  
Write a short sentence using each word.

  
**hair**  
**hare**  
**hole**  
**whole**1. \_\_\_\_\_  
2. \_\_\_\_\_1. \_\_\_\_\_  
2. \_\_\_\_\_  
**ate**  
**eight**  
**right**  
**write**1. \_\_\_\_\_  
2. \_\_\_\_\_1. \_\_\_\_\_  
2. \_\_\_\_\_  
**weak**  
**week**  
**doe**  
**dough**1. \_\_\_\_\_  
2. \_\_\_\_\_1. \_\_\_\_\_  
2. \_\_\_\_\_




Name \_\_\_\_\_



# Diagrams: Sort into Groups


Directions: Use the numbers to fill in the diagram and answer the questions.



	Odd Numbers	Even Numbers
Less than 50		
More than 50		

- Add these numbers to the correct box in the diagram:  
64, 81, 12, 7, 30, 99, 112, 14, 37, 84, 55, 3, 204, 49, 91, 15, 111, 45, 68, 28, 32
- In the diagram, which even number is less than 15? \_\_\_\_\_
- In the diagram, which odd number is more than 91? \_\_\_\_\_
- In the diagram, which odd number is less than 5? \_\_\_\_\_
- In the diagram, which even number is between 28 and 32? \_\_\_\_\_
- Put all of the numbers in the diagram in order from least to greatest:  
\_\_\_\_\_

Directions: Look at the numbers on the sunglasses. Color the greater number.






Name \_\_\_\_\_

# What Happens Next?

Directions: Read the story below. Tell what happens next.



Jennifer and Ben went to the beach on Saturday. They wanted to collect a bucket of shells to make a necklace. They worked all day collecting the perfect shells in all shapes, sizes and colors. After their bucket was full, they decided to go home. When they they dumped out the shells, they couldn't believe what they found!

Tell what happens next...

---

---

---

---

---

---

---

---

Name \_\_\_\_\_

## 2 Step Word Problems with Money



Directions: Solve the problems. Show your work.

1. Sally bought a glass of lemonade for 12 cents, a popsicle for 8 cents and 3 strawberries for 3 cents each. How much change did she get from 50 cents?

5. Jessica wants to buy 5 pieces of pizza for \$2 each. She also buys 5 glasses of lemonade for \$1 each. How much change would she get from \$20?

2. George bought 2 ice pops for 25 cents each. He also bought 2 pieces of gum for 12 cents each. How much change did he get from 75 cents?

6. Tim went to the movies. He spent \$6 on popcorn, \$3 for a soda and \$4 for candy. How much change would he get from \$20?

3. Kelly purchased 4 glasses of lemonade for 12 cent each. She also bought 4 cookies for 10 cents each. How much change would she get from \$1.00?


7. April went to the fair. She spent \$5 for her ticket, \$12 on food and \$17 on games. If she started out with \$40, how much money does she have left?

4. Patrick bought a 15 cent ice cream cone for 4 of his friends. He also bought one for himself. How much change would he get from 85 cents?

8. Ben went to Disneyland with \$200. He spend \$95 dollars on his ticket and \$25 on food. How much money does he have for souvenirs?

Name: \_\_\_\_\_

Date: \_\_\_\_\_



## Reading Comprehension Check #6

Directions: Read the passage. Answer the questions.

### Nolan's Bright Idea

You've never met a kid as lazy as Nolan. He loves to sleep in late. He hates to clean up his room. Nolan always tries to find a way out of doing work.

One day, Nolan decided his life would be easier if he had a robot. The robot could clean his room. It could do his chores. It could even brush his teeth for him.

Nolan asked his parents for a robot. He wrote a letter to Santa asking for a robot. His birthday and Christmas both passed by. Nolan didn't get a robot. Finally, he decided he'd have to build the robot himself.


Nolan gathered up old tin cans and cardboard boxes. He attached wires to batteries. Building a robot was a lot of work. Furthermore, Nolan didn't know much about building a robot. Therefore, no matter how hard he tried, he couldn't get his robot to work.

After a few days, Nolan thought about the work he put into the robot. It had taken a long time. Brushing his teeth didn't take very long. Neither did cleaning his room. Nolan decided that doing his chores was easier than building a robot. From that day on, Nolan wasn't so lazy.

1. What is the theme of the story?


- a. If your parents won't buy you a robot, try building one.
- b. Avoiding work can be harder than doing the work itself.
- c. Kids who are lazy come up with some creative solutions.
- d. Technology causes more problems than it solves.

2. What details do readers learn about the main character? 

3. What evidence shows that Nolan is creative? 

4. What might have happened if Nolan's robot worked? What makes you think that?

Name \_\_\_\_\_



# Money: Adding Up Dollars and Change

Directions: Fill in the correct amount. The first one has been done for you.

1.  $\$1.50 + \$2 = \$3.50 + 25¢ = \$3.75$

2.  $\$3.20 + \$5 = \underline{\hspace{2cm}} + 50¢ = \underline{\hspace{2cm}}$

3.  $\$4.35 + \$4 = \underline{\hspace{2cm}} + 35¢ = \underline{\hspace{2cm}}$

4.  $\$6.10 + \$8 = \underline{\hspace{2cm}} + 45¢ = \underline{\hspace{2cm}}$

5.  $\$5.55 + \$4 = \underline{\hspace{2cm}} + 15¢ = \underline{\hspace{2cm}}$

6.  $\$4.66 + \$3 = \underline{\hspace{2cm}} + 22¢ = \underline{\hspace{2cm}}$

7.  $\$3.56 + \$7 = \underline{\hspace{2cm}} + 24¢ = \underline{\hspace{2cm}}$

8.  $\$8.15 + \$6 = \underline{\hspace{2cm}} + 60¢ = \underline{\hspace{2cm}}$

9.  $\$6.45 + \$5 = \underline{\hspace{2cm}} + 45¢ = \underline{\hspace{2cm}}$

10.  $\$7.25 + \$7 = \underline{\hspace{2cm}} + 32¢ = \underline{\hspace{2cm}}$

11.  $\$5.55 + \$4 = \underline{\hspace{2cm}} + 35¢ = \underline{\hspace{2cm}}$

12.  $\$3.39 + \$9 = \underline{\hspace{2cm}} + 45¢ = \underline{\hspace{2cm}}$

13.  $\$7.15 + \$2 = \underline{\hspace{2cm}} + 70¢ = \underline{\hspace{2cm}}$

14.  $\$9.05 + \$9 = \underline{\hspace{2cm}} + 70¢ = \underline{\hspace{2cm}}$

15.  $\$11.25 + \$3 = \underline{\hspace{2cm}} + 15¢ = \underline{\hspace{2cm}}$

16.  $\$8.69 + \$5 = \underline{\hspace{2cm}} + 25¢ = \underline{\hspace{2cm}}$

17.  $\$10.25 + \$4 = \underline{\hspace{2cm}} + 60¢ = \underline{\hspace{2cm}}$

18.  $\$7.30 + \$3 = \underline{\hspace{2cm}} + 46¢ = \underline{\hspace{2cm}}$

19.  $\$8.88 + \$8 = \underline{\hspace{2cm}} + 10¢ = \underline{\hspace{2cm}}$

20.  $\$12.10 + \$2 = \underline{\hspace{2cm}} + 50¢ = \underline{\hspace{2cm}}$

Name \_\_\_\_\_

# 3rd Grade SIGHT WORDS II



Directions: Use the words to fill in the sentences.


hold	seven	laugh	much	only
show	keep	light	myself	own
hurt	kind	long	never	pick

1. Can you  me how to draw a horse?
2. I have  been to Hawaii.
3. How  does the ice cream cost?
4. Can I  the baby kitten?
5. I like to  my money in my wallet.
6. We are going to  strawberries on Monday.
7. She will  at my funny jokes.
8. I ate  pieces of watermelon.
9. I  a horse named Tucker.
10. Did you  yourself when you fell off the bike?
11. Please turn on the  so we can see.
12. How  does the movie last?
13. My mother is very  and thoughtful.
14. I can do it all by .
15. I have  one pet.


Name \_\_\_\_\_

# Long U Sound Crossword Puzzle

Directions: Use the picture clues to complete the crossword puzzle. Each word is spelled with a long u (ue, ui, or ew) sound. **ABC Order**  
Next, put the words in ABC order.


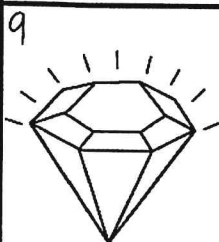




© Annie Moffatt @ The Moffatt Girls 2015





1.
2.
3.
4.
5.
6.
7.
8.
9.
10.

**ACROSS**



**DOWN**






Name \_\_\_\_\_

# Grammar Word Search!


Directions: Find the nouns, verbs and adjectives in the word search.

Use the color code to highlight each word.

Bonus: Write the words in ABC order on the back of the page.



H	R	S	U	R	F	P	L	A	Z	Y	R
P	O	P	S	I	C	L	E	R	G	L	E
J	S	R	I	D	E	A	S	E	S	E	L
O	N	S	U	S	L	Y	U	L	B	M	A
G	R	I	L	L	E	D	M	K	A	O	X
J	U	M	P	S	B	S	M	N	R	N	I
B	C	P	M	U	R	H	E	I	B	A	N
H	T	F	O	N	A	C	R	R	E	D	G
U	A	R	I	N	T	A	A	P	C	E	S
M	E	E	S	Y	E	E	T	S	U	S	W
I	W	S	T	S	S	B	I	K	E	S	I
D	S	H	O	R	T	S	W	E	E	T	M




## Color Code

nouns-yellow  
verbs-green  
adjectives-red

shorts	play	barbecue
swim	moist	ride
lazy	beach	sweet
bike	grilled	sprinkler
humid	celebrate	sunny
jog	sweat	surf
relaxing	lemonade	summer
popsicle	fresh	jump

Name \_\_\_\_\_



# Word Problems with Multiplication

Directions: Solve the problems. Write a multiplication sentence and show your work.

Write your own multiplication problem in the last box.

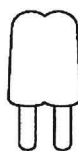
There were 5 fishbowls. There were 6 fish in each bowl. How many fish were there altogether?



There were 3 buckets. There were 8 shells in each bucket. How many shells were there altogether?



There were 4 boxes of popsicles. There were 10 popsicles in each box. How many popsicles were there altogether?



There were 5 pieces of watermelon. Each piece had 5 seeds. How many seeds were there altogether?



There were 6 children at the birthday party. Each child ate 3 pieces of pizza. How many pieces did they eat altogether?



---

---

---

---

Name: \_\_\_\_\_



Think about a chore at home that you know how to do.  
Write down the steps it takes to complete the chore.



This image shows a single page of white paper with horizontal blue or grey ruling lines. The lines are evenly spaced and run across the width of the page. There is no handwriting or other markings on the paper.

Name \_\_\_\_\_

# Triple Digit Addition! Spin and Add!

With Regrouping

Directions: Spin the girl spinner and write the number in the top boxes. Spin the boy spinner and write the number in the bottom boxes. Add. Circle either even or odd for the sum. Continue spinning and adding.




+

even odd


+

even odd


+

even odd


+

even odd


+

even odd


+

even odd


+

even odd


+

even odd


+

even odd


+

even odd


+

even odd


+

even odd

Name \_\_\_\_\_

# Summer Reading Log

Date	Title and Author of Book	Pages	Rating
			★ ★ ★ ★ ★
			★ ★ ★ ★ ★
			★ ★ ★ ★ ★
			★ ★ ★ ★ ★
			★ ★ ★ ★ ★
			★ ★ ★ ★ ★
			★ ★ ★ ★ ★
			★ ★ ★ ★ ★
			★ ★ ★ ★ ★
			★ ★ ★ ★ ★
			★ ★ ★ ★ ★
			★ ★ ★ ★ ★
			★ ★ ★ ★ ★
			★ ★ ★ ★ ★
			★ ★ ★ ★ ★
			★ ★ ★ ★ ★





Name \_\_\_\_\_

# I can read **100** books

For every book you read, color a pineapple. When you get to 100,  
celebrate your success!

