


JUNE










	Monday	Tuesday	Wednesday	Thursday	Friday	
1	2 Complete the Bug HUNT sheet.	3 Go on a nature walk. Bring a journal with you.	4 Read a story. Look for words with "ch."	5 Complete the Apples Addition sheet.	6 Identify the setting in your book.	7
8	9 Help mom or dad make a snack.	10 Lie outside and look at the clouds. Draw what you see.	11 Complete the "Match the Vowel Sound" sheet.	12 Write the names of your family members.	13 Do something nice for someone.	14
15	16 Complete the letter "Ff" paper.	17 Read a rhyming book at home or online. Try to fill in the rhymes.	18 Draw a butterfly with matching wings.	19 Make up a silly song with rhymes.	20 Count the spoons and forks in the drawer. Which has more? How many more?	21
22	23 Complete the Add to Make 10 sheet.	24 Write a story about a baby duck that gets lost.	25 Draw a character in your book.	26 Complete the missing number sheet.	27 Write a loving note to your mom or dad.	28
29	30 Write 3 fun facts about YOU!					



Let's Go on a BUG HUNT!




Go on a bug hunt. When you find the bug, color and write the word below.














Apples Addition

Count. Add. Write the new number.

 $+$  $=$ 

 $+$  $=$ 

 $+$  $=$ 

 $+$  $=$ 



MATCH the picture to
the vowel sound.






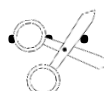
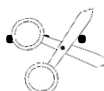
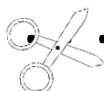
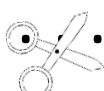
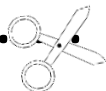
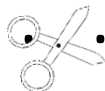
a

e

i

o

u



Ff

What begins with Ff?

Draw and label 4 things that begin
with the letter Ff.

X _____

X _____

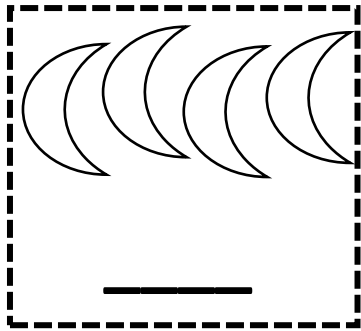
X _____

X _____



Draw MORE to make 10!


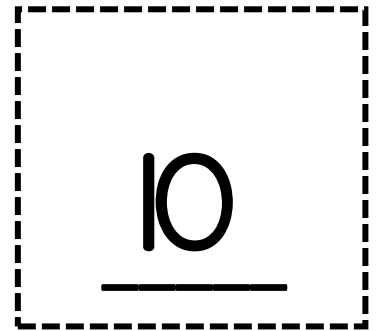
Count. Write the number. Draw more.



+




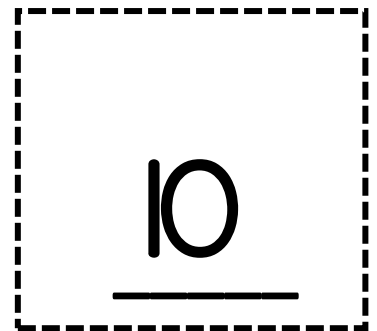
=



+




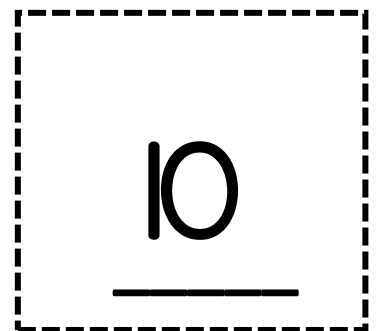
=



+



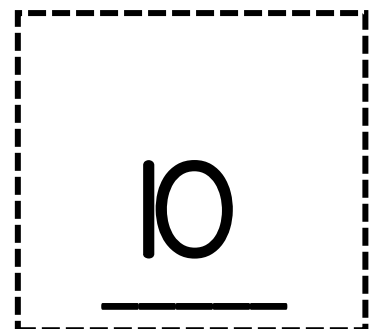
=




+



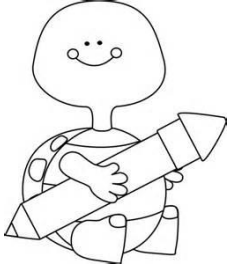
=






What's the Missing Number?

Help the animals by writing the missing numbers in the empty boxes below.




8	9	10		12	13
---	---	----	--	----	----



12	13	14	15		17
----	----	----	----	--	----




9	8		6	5	4
---	---	--	---	---	---




12	11	10	9		7
----	----	----	---	--	---



7		9	10	11	
---	--	---	----	----	--

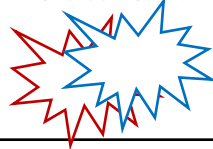


	9	10	11	12	13
--	---	----	----	----	----



JULY




	Monday	Tuesday	Wednesday	Thursday	Friday	
		1 Watch a video on the butterfly life cycle.	2 Complete the Lower Case letter matching sheet.	3 Write down as many "at" words as you can!!	4 Happy 4 th of July! Enjoy the fireworks! 	5
6	7 Draw and write about what you saw or did on July 4 th .	8 Draw and label what 2-D shapes you see.	9 Ask Mom or Dad to read a Piggy and Gerald book with voices.	10 Complete the letter "J" paper.	11 Measure Dad's foot using Q-tips, paper clips, or toothpicks.	12
13	14 Practice writing sight words on the sidewalk with chalk.	15 Complete the patterns paper.	16 Draw things that have the "sh" sound.	17 Paint a picture with watercolors.	18 Count pennies. How many groups of ten can you make?	19
20	21 Read a favorite book. Twice!	22 Tell a pretend story with 3 parts.	23 Look for sight words in the house and write them down.	24 Complete the Matching Numbers to Sets sheet.	25 Reverse roles. You tell the bedtime story tonight!	26
27	28 Draw and write the steps to brush your teeth.	29 Play a board game with your family.	30 Help a grown-up match socks that don't have a partner.	31 Draw and solve. Dad has 4 flowers. Mom has 3. How many flowers in all?		

Matching Lower Case Letters

Write the correct lower case letter on each line.

__A	__B	__C	__D	__E
__F	__G	__H	__I	__J
__K	__L	__M	__N	__O
__P	__Q	__R	__S	__T
__U	__V	__W	__X	__Y
__Z				





Jj

What begins with Jj?


Draw and label 4 things that begin
with the letter Jj.

X _____

X _____

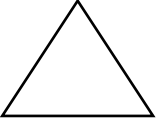

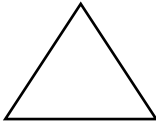
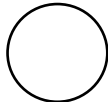
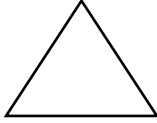
X _____





X _____

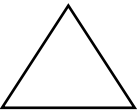
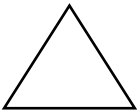

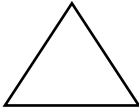
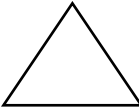









Complete the Pattern!

Complete the patterns below by drawing what comes next.

						
---	---	---	---	--	--	--

						
---	---	---	---	--	--	--

								
--	---	---	---	---	--	--	--	--


								
---	---	---	---	---	--	--	--	--



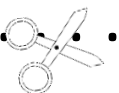
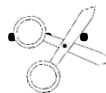
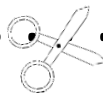
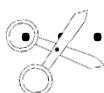
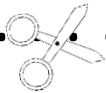
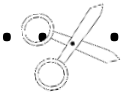
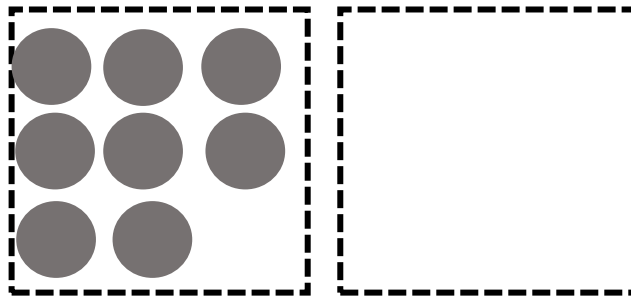
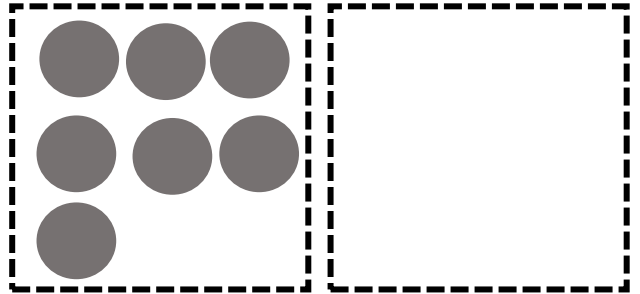
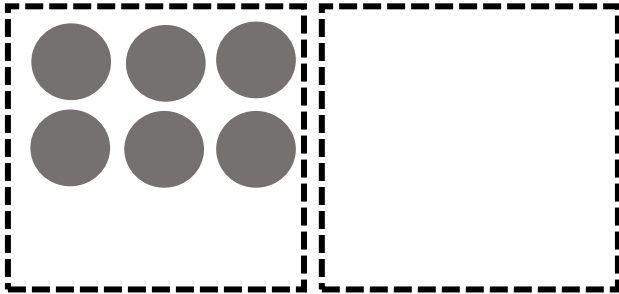
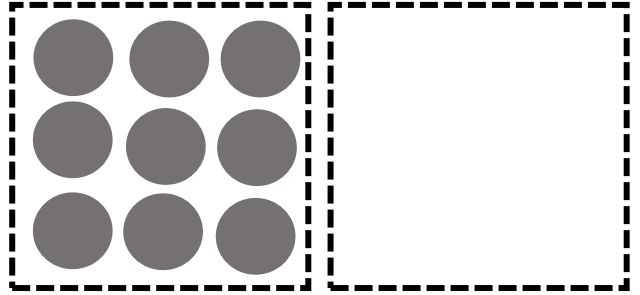
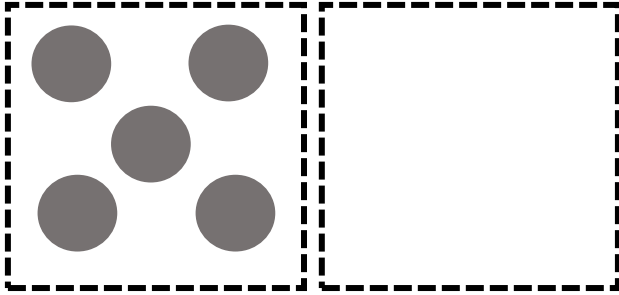
Start here.

Now, can you make your own pattern?

--	--	--	--	--	--	--	--	--



MATCH the numbers to the sets.



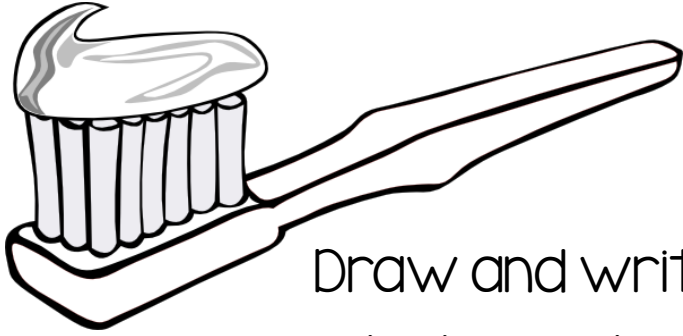
six

$$3+2$$

eight

$$8-1$$

q



Here is how I brush my teeth!

Draw and write the steps that show
what you do when you brush your teeth.

1


First, _____

2

Next, _____

3


Then, _____



AUGUST



	Monday	Tuesday	Wednesday	Thursday	Friday	
					1 Complete the sight words hunt!	2
3	4 Read a book to your favorite stuffed animal.	5 Make an ALL ABOUT book about a favorite summer activity.	6 Interview the people in your house about their favorite foods.	7 Copy numbers you see in your house. Then, circle the smallest and biggest numbers.	8 Break down Mommy or Daddy's age into tens and ones.	9
10	11 Write the days of the week in order.	12 Ask your parent to tell you about the day you were born.	13 Complete the Count and Write page.	14 List as many "ug" family words as you can.	15 Draw your bedroom. Label parts of it.	16
17	18 Count down from 100 by tens.	19 Draw a picture of you!	20 Write a letter to someone you love.	21 Find objects in your house that have the "sh" sound.	22 Complete the Match the shape page.	23
24	25 Draw a picture of your family. Label each person.	26 Read a funny bedtime story.	27 Draw a picture of the sunset tonight.	28 Write numbers 11-20 using markers.	29 Have a GREAT Year!	30



Let's Go on a hunt for Sight Words!

Look for familiar sight words in your house. When you find a word, circle it, then write it 3 times below.

the	went	is	do	are
and	see	like	you	will



All About

Written and Illustrated by

© Can't Stop Smiling

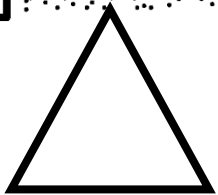
© Can't Stop Smiling

© Can't Stop Smiling


Handwriting practice lines consisting of solid top and bottom lines with a dotted midline, repeated twice.


© Can't Stop Smiling


Handwriting practice lines consisting of solid top and bottom lines with a dotted midline, repeated twice.




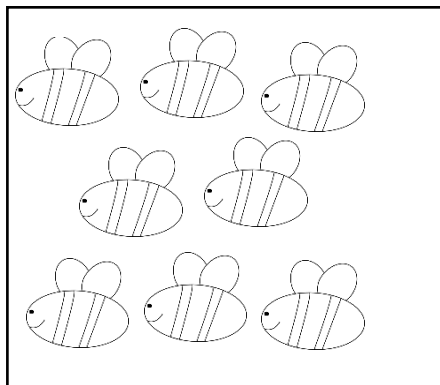
Count. Write the number.


















Draw nine pencils.

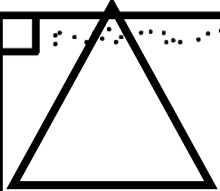




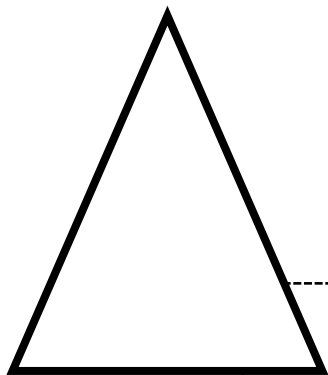
Draw a picture of
YOU!

MY SELF PORTRAIT







Match the shape to the description.




Glue here



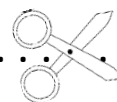
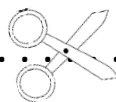
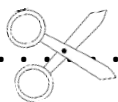
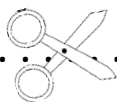
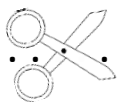
Glue here



Glue here



Glue here



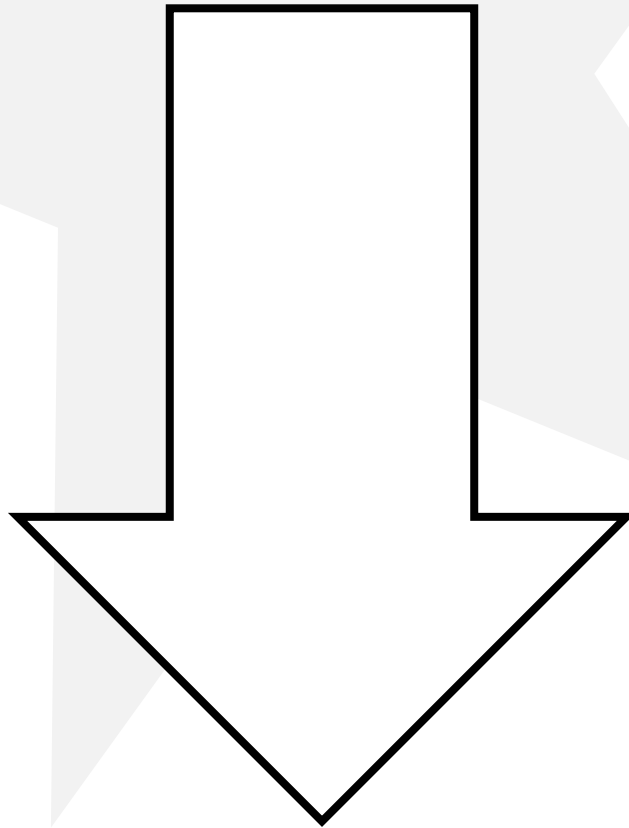
I have
equal
sides.

I have 3
corners.

I have
no sides.

I have
4 sides.

Additional ACTiViTies



You are a superstar!!

MATCH the UPPER and lower case letters.

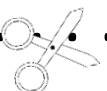
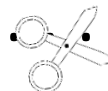
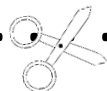
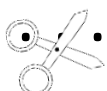
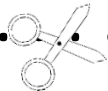
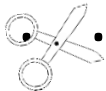
R

G

E

Q

L



g

q

r

l

e

ch

What begins with ch?

Draw and label 4 things that begin
with the digraph ch.

X _____

X _____

X _____

X _____

sh

What begins with sh?

Draw and label 4 things that begin
with the digraph sh.

X _____



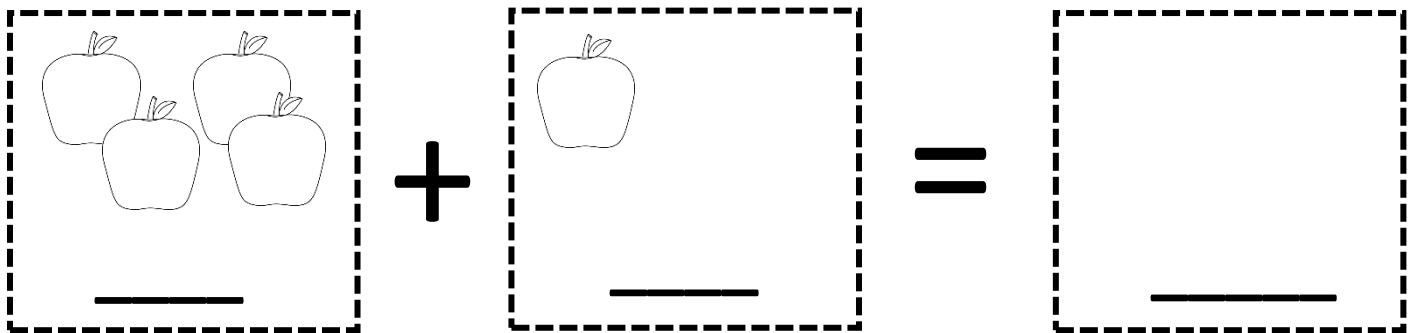
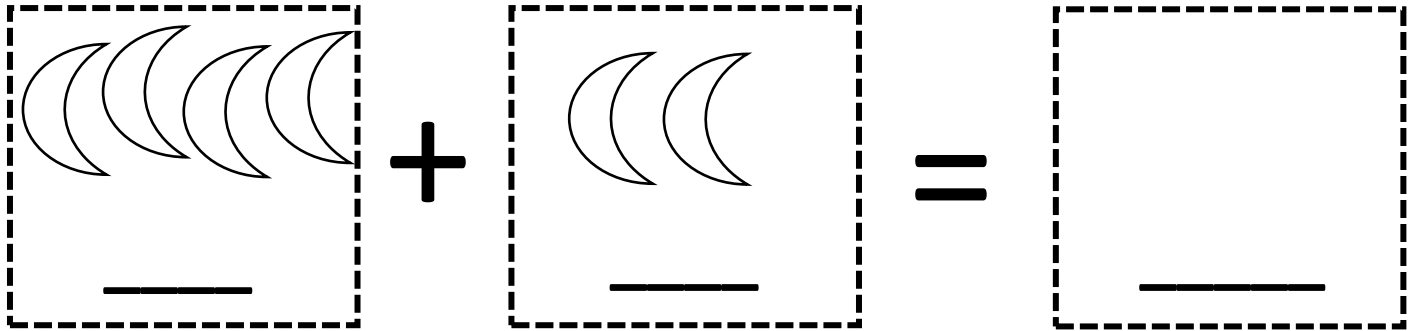
X _____

X _____

X _____

Add it up!

Count. Write the number. Add together.
Write the new number.




Let's Subtract!


Count. Write the number. Subtract. Write the new number.



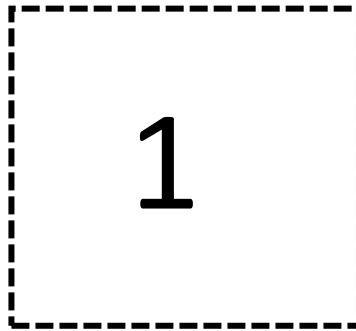
-




=




-




=




-



=



-



=



Let's Practice Handwriting!

Write each sentence on the line below in your
BEST HANDWRITING.

I like to swim.

We went to a park.

My mom loves me.

Bud is a boy.

Let's Practice Handwriting!

Write each sentence on the line below in your
BEST HANDWRITING.

We are in school.

We went swimming.

I have a dog.

His name is Gus.

MATCH the Long vowel sounds to the pictures




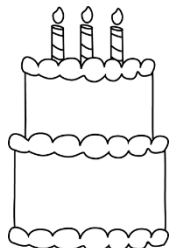

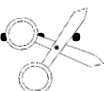
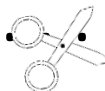
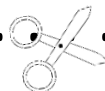
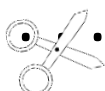
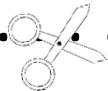
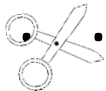
a

e

i

o

u



Color

with addition.

KEY:

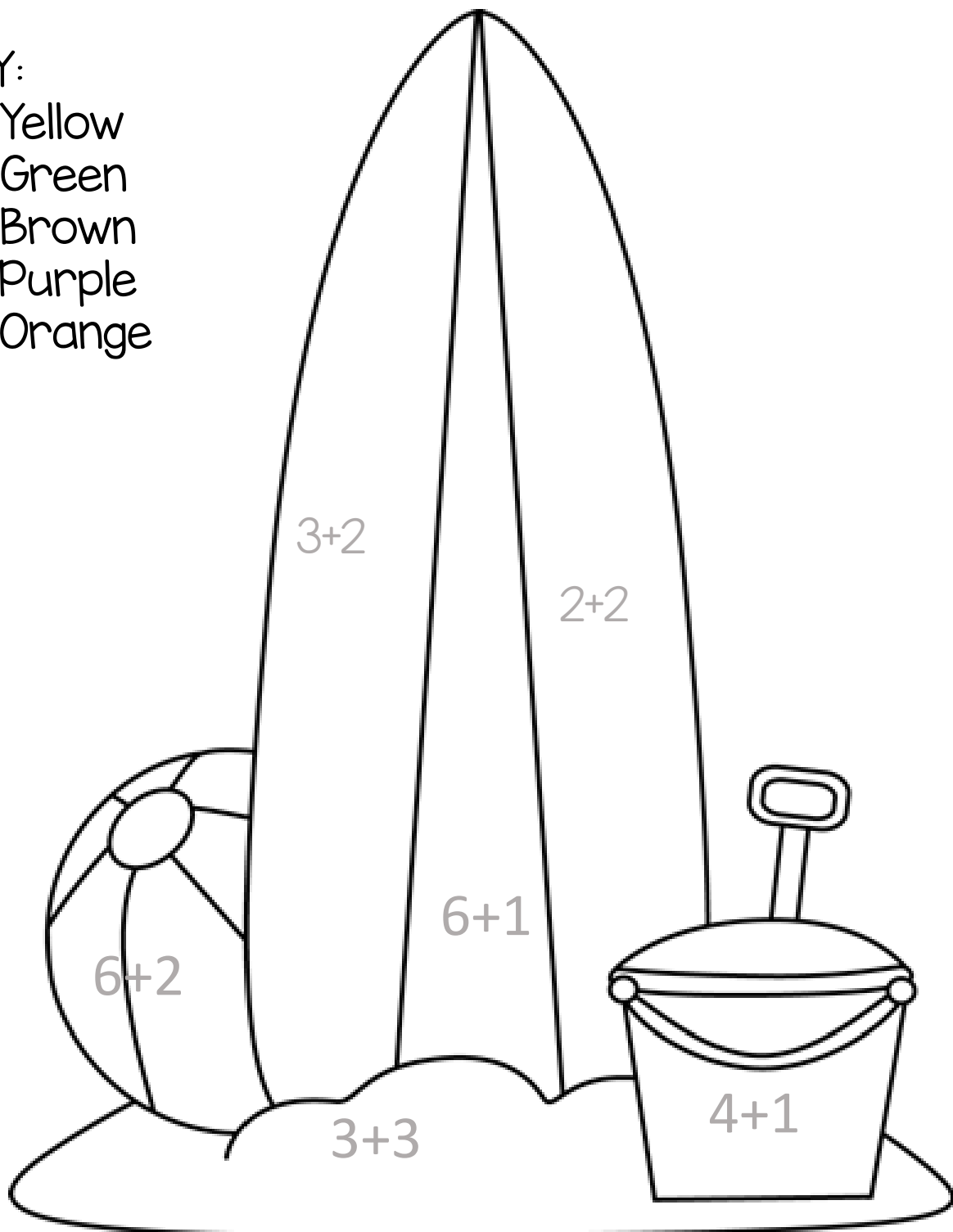
4- Yellow

5- Green

6- Brown

7- Purple

8- Orange



Color with addition.

KEY:
4- Yellow
5- Green
6- Pink
7- Purple
8- Orange

