

Dear Parents,

Your child is bringing home a FUN Summer Packet with an activity calendar. Each day has engaging activities that your child can complete to get ready for second grade. Your child can complete as many or as few as s/he would like.

Each month has additional BONUS pages to complete that are marked on the calendar with a specific shape. June - ♥ July - ☆  
August - △

Your child can end on August 14th.  
Have a fun Summer and keep on learning!!

Love and peace,

Your Kindergarten Team



# My Recording Sheet Updated 2026

Fill in the numbers below and color in the # of shape days that you completed for each month.

**JUNE**

Monday	Tuesday	Wednesday	Thursday	Friday	Saturday	Sunday
1 Draw the main character in your book and list 2 traits.	2 Complete the Missing Number sheet.	3 Write a poem about your mom or dad.	4 Complete the Nature Hunt sheet.	5 Count a jar of pennies and group by tens and ones.	6	7
7 Count the cylinder shapes in the kitchen.	8 Measure the length of your kitchen.	9 Draw a butterfly with matching wings.	10 Complete the Base Ten Blocks Addition sheet.	11 Identify the problem and solution in your book.	12	13
14 Help mom or dad make a snack.	15 Lie outside and look at the clouds and write what you see.	16 Complete the Match the Numbers sheet.	17 Write the names of your family members and add their ages together.	18 Do something nice for someone.	19	20
21 Count the scores and runs in the game. Who has more? How many more?	22 Complete the Add to Numbers sheet.	23 Tell a Fictional story with beginning, middle and end.	24 Read a non-fiction book. List two facts you learned.	25 Complete the Letter Wrappers.	26	27
28 Write 3 Fun Facts about your family.	29 Count to 100 from 00 by tens and tens.					

I completed \_\_\_\_\_ days total including:



**JULY**

Monday	Tuesday	Wednesday	Thursday	Friday	Saturday	Sunday
		1 Draw and write the steps to crush your teeth.	2 Solve. Dad has 24 cookies. Mom has 3. How many cookies in all?	3 Play a board game with your family.	4	5
6 Draw and write about what you saw of dad on July 4th.	7 Read your book. Tell your mom 3 reasons why it's a good book.	8 Complete the Matching Numbers sheet.	9 Watch a video on how a seed becomes a plant.	10 Complete the Long A words sheet.	11	12
13 Write 5 words that end with shapes you see.	14 Draw and label what 2-D shapes you see.	15 Read a Piggy and Gerald book with voices. (Do Willem).	16 Complete the Count on paper.	17 Take a picture of a flower and draw it.	18	19
20 Practice writing digit words on the sidewalk with tape.	21 Complete the patterns paper.	22 Count by 50 to 100.	23 Paint a picture with watercolors.	24 Count the pennies, dimes and nickels in the change jar.	25	26
28 Write a silly poem about bubble gum (it does not have to rhyme).	29 Take a nature walk and collect things that start with them.	30 Write a poem about a person in your family.	31 List 10 words that end with silent 'e' (bike).	32 Identify the problem and solution in a familiar picture book.		

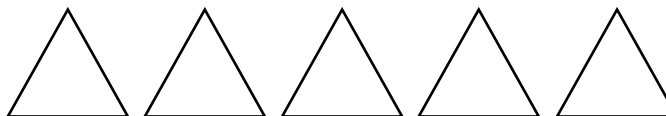
I completed \_\_\_\_\_ days total including:




**AUGUST**

Monday	Tuesday	Wednesday	Thursday	Friday	Saturday	Sunday
3 Write teen numbers using markers.	4 Draw a detailed picture of you.	5 Read your book. Identify the MAIN and minor characters.	6 Interview the people in your house about their favorite foods.	7 Complete the shape page.	8	9
10 List as many 'ug' family words as you can.	11 Draw a picture of your family and label each person. Write a trait for each person.	12 Complete the sight word hunt.	13 Ask your parent to tell you about the day you were born.	14 Break down Mommy and Daddy into tens and ones.	15	16
18 Complete the count and write page.	19 Compare and contrast 2 characters from your favorite summer activity.	20 Read your book about what you see in your mind.	21 Draw and label your bedroom.	22	23	24
24 Write a persuasive letter to Mom or Dad about why they should let you stay up later.	25 Count down from 100 by tens.	26 Write the months of the year in order.	27 Copy O.C. numbers you see in your house and arrange them in order from least to greatest.	28 Write teen numbers using markers.	29	30
30 3 READ	Have a GREAT Year!					30

I completed \_\_\_\_\_ days total including:





# JUNE

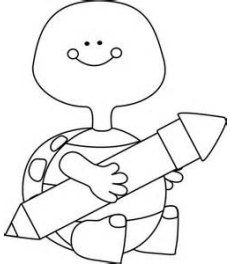


	Monday	Tuesday	Wednesday	Thursday	Friday	
	1 Draw the main character in your book and list 2 traits.	2 Complete the Missing Number sheet.	3 Write a poem about your mom or dad.	4 Complete the Nature HUNT sheet.	5 Count a jar of pennies and group by tens and ones.	6
7	8 Count the cylinder shapes in the kitchen.	9 Measure the length of your kitchen.	10 Draw a butterfly with matching wings.	11 Complete the Base Ten Blocks Addition sheet.	12 Identify the problem and solution in your book.	13
14	15 Help mom or dad make a snack.	16 Lie outside and look at the clouds. Draw and write what you see.	17 Complete the Match the Numerals sheet.	18 Write the names of your family members and add their ages together.	19 Do something nice for someone.	20
21	22 Count the spoons and forks in the drawer. Which has more? How many more?	23 Complete the Add to Make Numbers sheet.	24 Tell a fictional story with a beginning, middle and end.	25 Read a nonfiction book. List two facts you learned.	26 Complete the letter "Uu" paper.	27
28	29 Write 3 Fun FACTS about your family.	30 Count to and from 100 by fives and tens.				




# What's the Missing Number?

Help the animals by writing the missing numbers in the empty boxes below.




40	41	42		44	45
----	----	----	--	----	----



89		91	92		94
----	--	----	----	--	----




29	28		26	25	24
----	----	--	----	----	----




98	99		101		103
----	----	--	-----	--	-----




50			47	46	
----	--	--	----	----	--



	30	31		33	34
--	----	----	--	----	----



# Let's Go on a Nature HUNT



Go on a nature hunt. Draw and write about what you see.

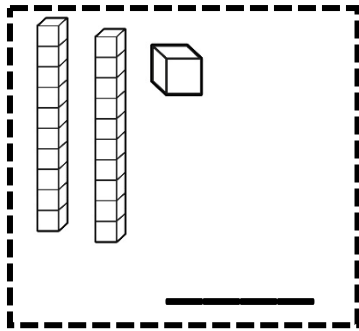
<hr/> <hr/> <hr/> <hr/>	<hr/> <hr/> <hr/> <hr/>
<hr/> <hr/> <hr/> <hr/>	<hr/> <hr/> <hr/> <hr/>



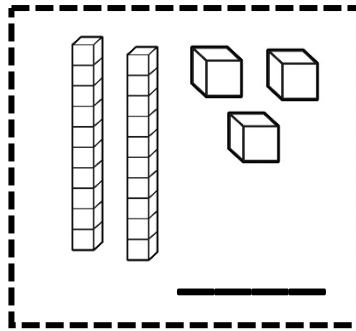
# Adding

with Base Ten Blocks

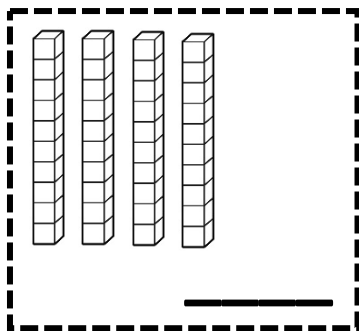
Count. Add. Write the new number.



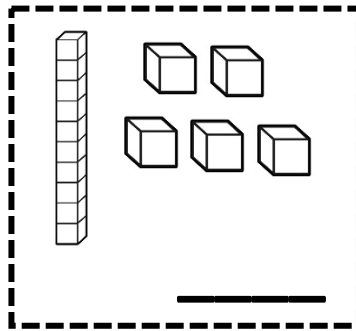
+



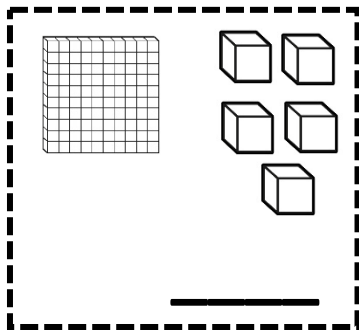
=



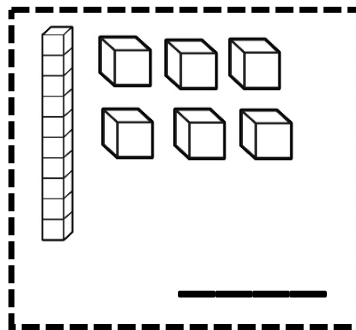
+



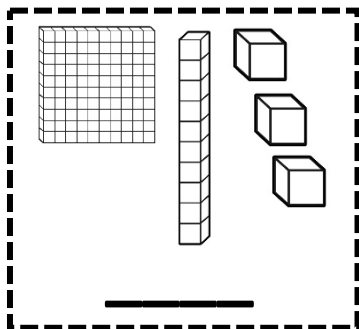
=



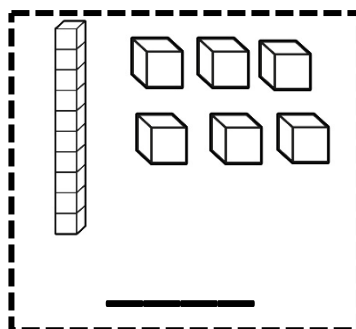
+



=



+



=





**MATCH** the words to  
the correct numeral.

24

30

46

17

97

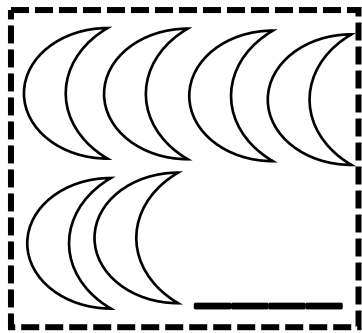


1 ten 7 ones	Twenty four	3 tens 0 ones	Ninety seven	4 tens 6 ones
-----------------	----------------	------------------	-----------------	------------------



# Draw MORE to make...

Count. Write the number. Draw more.




+



=

15




+




=

20




+



=

22




+



=

18



u u

What has short  
u and long u?

Draw and label 2 words with the SHORT u sound.


X \_\_\_\_\_

X \_\_\_\_\_

Draw and label 2 words with the LONG u sound.





X \_\_\_\_\_

X \_\_\_\_\_



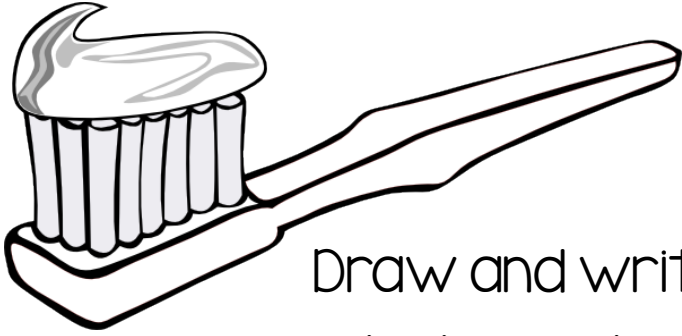
# JULY



	Monday	Tuesday	Wednesday	Thursday	Friday	
			 Draw and write the steps to brush your teeth.	2 Solve. Dad has 34 cookies. Mom has 13. How many cookies in all?	3 Play a board game with your family.	4
5	6 Draw and write about what you saw or did on July 4 <sup>th</sup> .	7 Read your book. Tell your mom 3 reasons why it's a good book.	 8 Complete the Matching Numbers sheet.	9 Watch a video on how a seed becomes a plant.	 10 Complete the Long A Words sheet.	11
12	13 Write 5 words that end with "ck."	14 Draw and label what 2-D shapes you see.	15 Read a Piggy and Gerald book with voices. (Mo Willems)	 16 Complete the Count On paper.	17 Take a picture of a flower and draw it.	18
19	20 Practice writing sight words on the sidewalk with chalk.	 21 Complete the patterns paper.	22 Count by 5s to 100.	23 Paint a picture with watercolors.	24 Count the pennies, dimes and nickels in the change jar.	25
26	27 Write a silly poem about bubble gum. (It does not have to rhyme.)	28 Take a nature walk and collect things. Then, sort them.	29 Write a poem about a person in your family.	30 List 10 words that end with silent "e" (bike).	31 Identify the problem and solution in a familiar picture book.	



# Here is how I brush my teeth!



Draw and write the steps that show what you do when you brush your teeth.

1

First, \_\_\_\_\_

\_\_\_\_\_

2

Next, \_\_\_\_\_

\_\_\_\_\_

3


Then, \_\_\_\_\_

\_\_\_\_\_

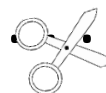
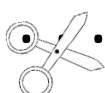
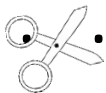
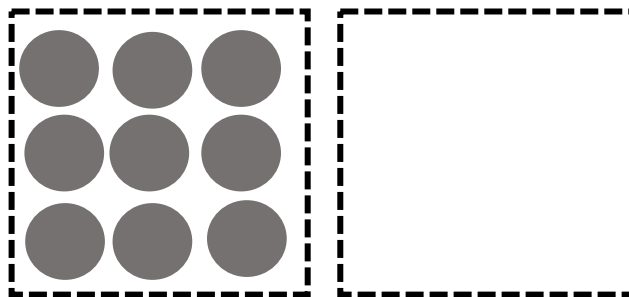
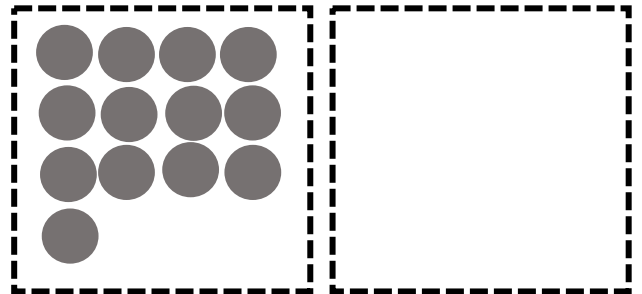
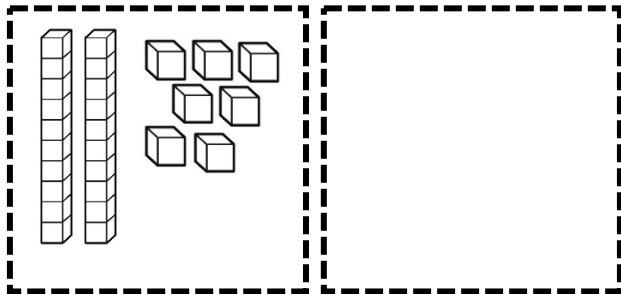
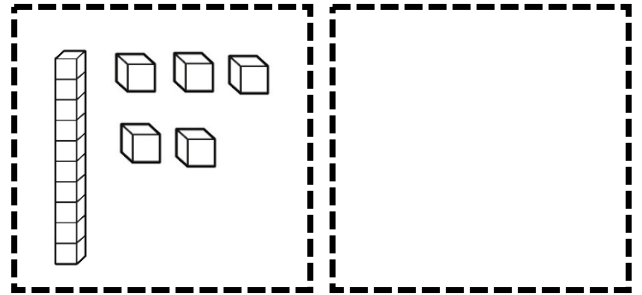
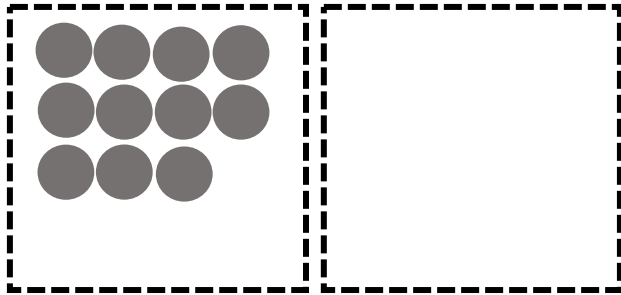
4

Last, \_\_\_\_\_

\_\_\_\_\_



# MATCH the numbers to the sets.



$17-8$

$6+5$

Twenty seven

$15-2$

fifteen



# Draw the Long a words.

rake

cake

chain

mane


tray

ape

lake

whale

train



# Count on!

Using the number line, find the total by counting on.

21	22	23	24	25	26	27	28	29	30
----	----	----	----	----	----	----	----	----	----

1.  $22 + 3 =$  \_\_\_\_\_

6.  $27 + 3 =$  \_\_\_\_\_

2.  $24 + 4 =$  \_\_\_\_\_

7.  $23 + 3 =$  \_\_\_\_\_

3.  $28 + 2 =$  \_\_\_\_\_

8.  $25 + 5 =$  \_\_\_\_\_


4.  $26 + 3 =$  \_\_\_\_\_

9.  $27 + 1 =$  \_\_\_\_\_

5.  $21 + 4 =$  \_\_\_\_\_


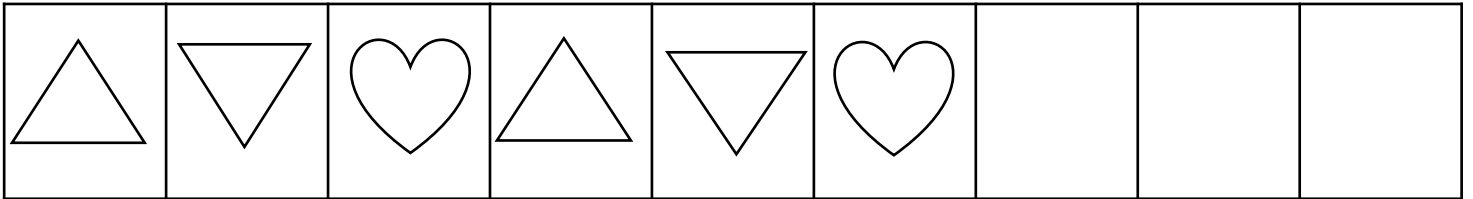

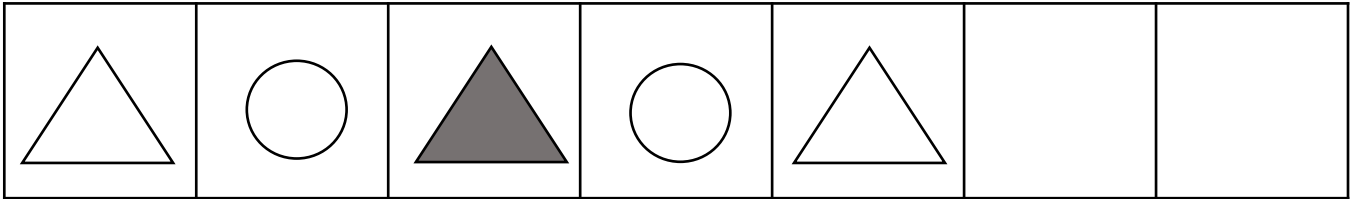
10.  $22 + 5 =$  \_\_\_\_\_

George sold 22 books on Monday. He sold 7 books on Tuesday. How many books did George sell in all?




# Complete the Pattern!


Complete the patterns below by drawing what comes next.



↓ Start here.

Now, can you make your own pattern?

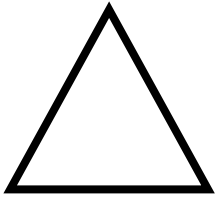





# AUGUST

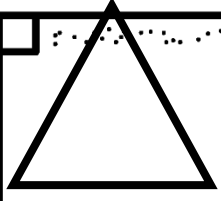


	Monday	Tuesday	Wednesday	Thursday	Friday	
	3 Write teen numbers using markers.	4 Draw a detailed picture of you!	5 Read your book. Identify the MAIN and minor characters.	6 Interview the people in your house about their favorite foods.	7 Complete the Match the Shape page.	8
9	10 List as many "ug" family words as you can.	11 Draw a picture of your family and label each person. Write a trait for each person.	12 Complete the sight word hunt.	13 Ask your parent to tell you about the day you were born.	14 Break down Mommy and/or Daddy's age into tens and ones.	15
16	17 Complete the Count and Write page.	18 Compare and contrast 2 characters from your book.	19 Make an All About book about your favorite summer activity.	20 Read your book. Draw what you see in your mind.	21 Draw and label your bedroom.	22
23	24 Write a persuasive letter to Mom or Dad about why they should let you stay up later.	25 Count down from 100 by tens.	26 Write the months of the year in order.	27 Copy 10 2-digit numbers you see in your house and arrange them in order from least to greatest.	28 Write teen numbers using markers.	29
30	31 READ!	<b>Have a GREAT Year!!</b>				30

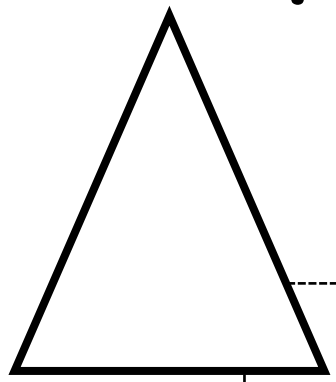


**Draw a picture of YOU!**







# Match the shape to the description.




Glue here



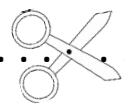
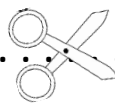
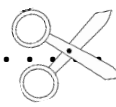
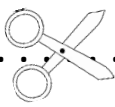
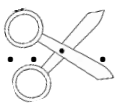
Glue here



Glue here



Glue here

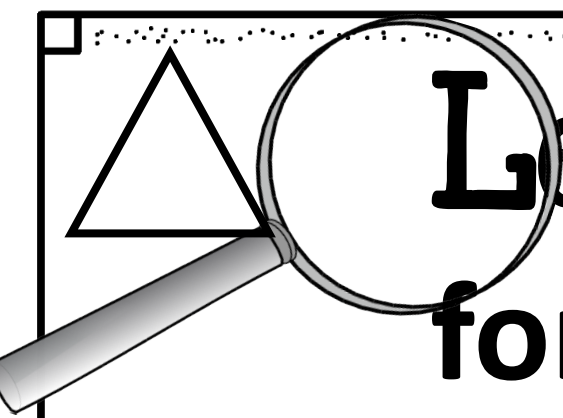


I have equal sides.

I have 3 corners.

I have no sides.

I have 4 sides.



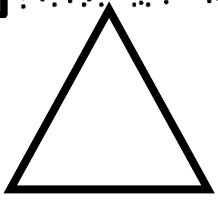
# Let's Go on a hunt for Sight Words!

Look for familiar sight words in your house.  
When you find a word, circle it, then write it 3  
times below.


these	very	about	always	are
because	does	like	they	some

_____	_____	_____
_____	_____	_____
_____	_____	_____


_____	_____	_____
_____	_____	_____
_____	_____	_____




Count. Write the number and the number word.




\_\_\_\_\_  
\_\_\_\_\_



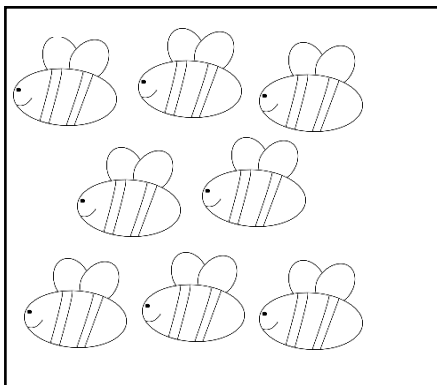
\_\_\_\_\_  
\_\_\_\_\_




\_\_\_\_\_  
\_\_\_\_\_



\_\_\_\_\_  
\_\_\_\_\_


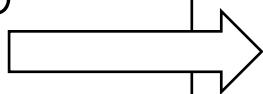


\_\_\_\_\_  
\_\_\_\_\_



\_\_\_\_\_  
\_\_\_\_\_

Draw thirteen pencils. Break into tens and ones.



# All About

---

Written and Illustrated by

---

© Can't Stop Smiling

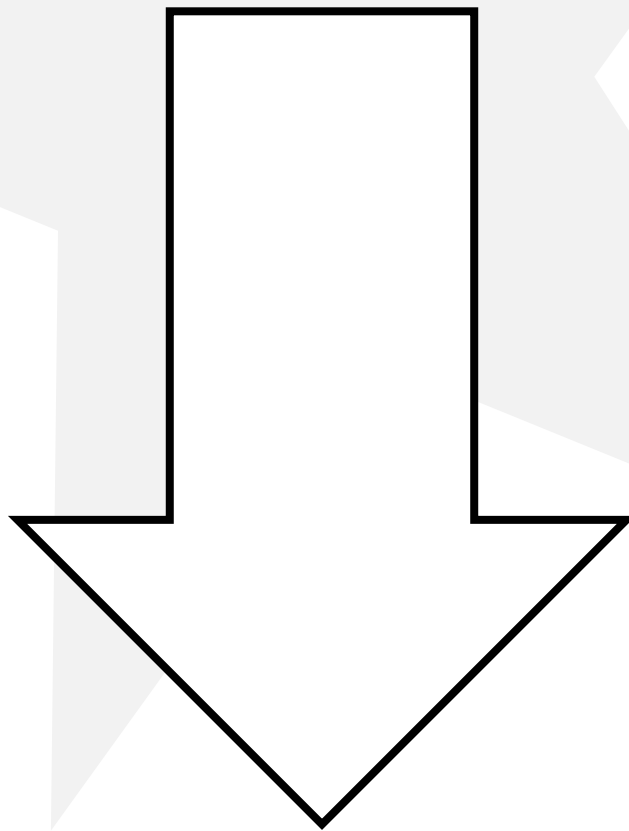
Handwriting practice lines consisting of four sets of three horizontal lines each: a solid top line, a dotted middle line, and a solid bottom line.

© Can't Stop Smiling

Handwriting practice lines consisting of solid top and bottom lines with a dotted midline, repeated five times.

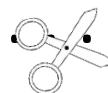
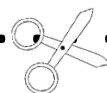
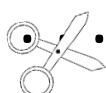
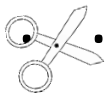
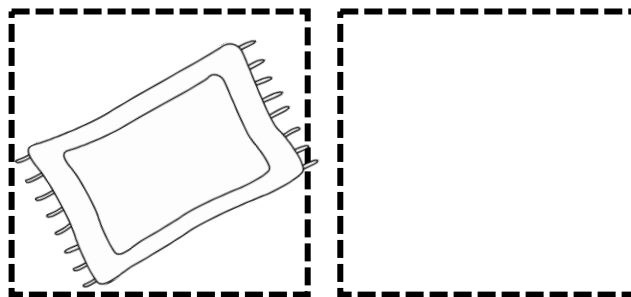




Handwriting practice lines consisting of solid top and bottom lines with a dotted midline, repeated five times.

# Additional ACTivities



You are a superstar!!

# MATCH the letters to the ending sounds of words.



g

k

r

l

b

# Let's Practice Handwriting!

Write each sentence on the line below in your  
BEST HANDWRITING.

**We are going on a trip.**

**Mom and Dad are at work.**

**Sarah likes to read books.**

**Learning is fun at my school.**

Now, write your OWN sentence.

# Let's Practice Handwriting!

Write each sentence on the line below in your  
BEST HANDWRITING.

**Their family is leaving soon.**

---

---

---

**My dog eats all day long.**

---

---

---

**Tommy loves to write stories.**

---

---

---

**Her mom drives a blue car.**

---

---

---

Now, write your OWN sentence.

---

---

---


---

---

# ch

## What begins with ch?

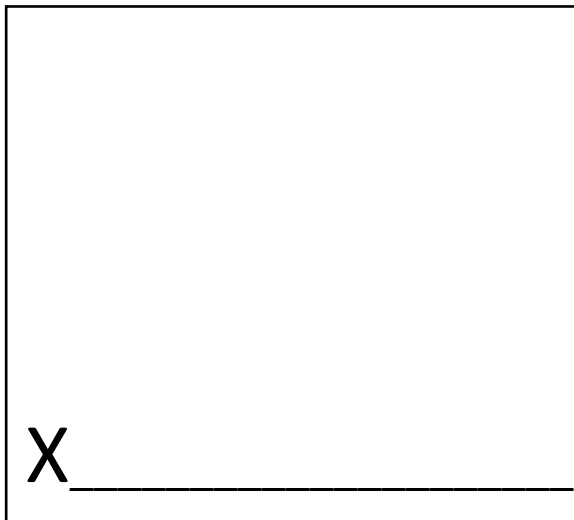
Draw and label 4 things that begin with the digraph ch.



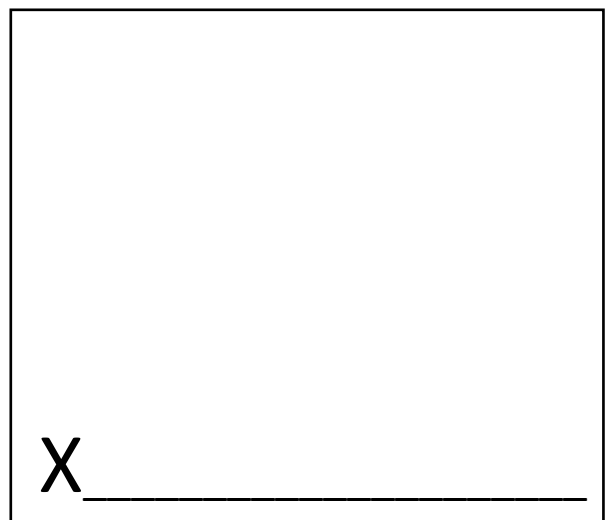
X \_\_\_\_\_



X \_\_\_\_\_



X \_\_\_\_\_




X \_\_\_\_\_

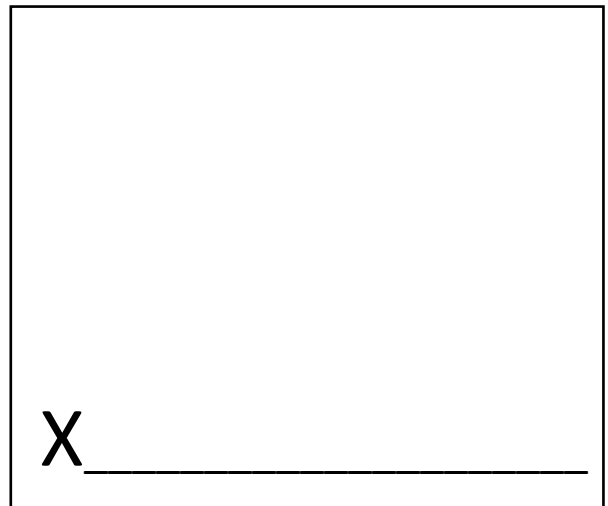
# sh

## What begins with sh?


Draw and label 4 things that begin with the digraph sh.



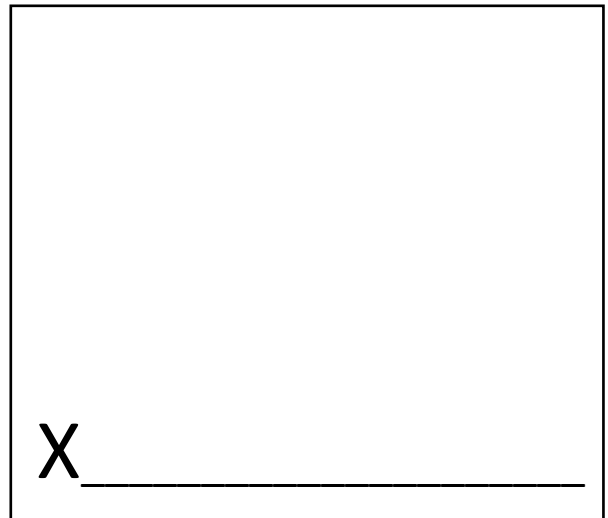
X \_\_\_\_\_



X \_\_\_\_\_



X \_\_\_\_\_

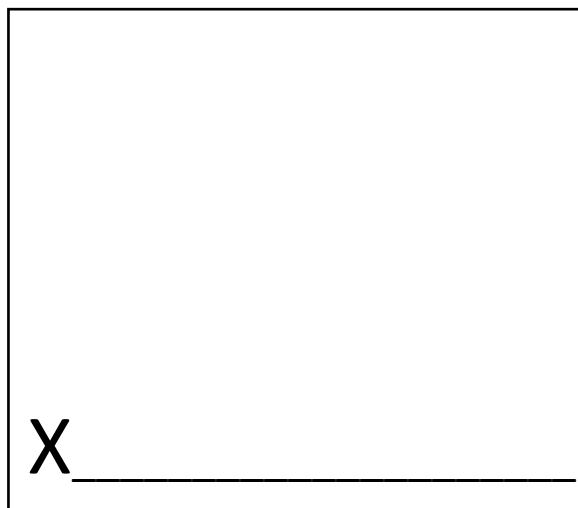


X \_\_\_\_\_

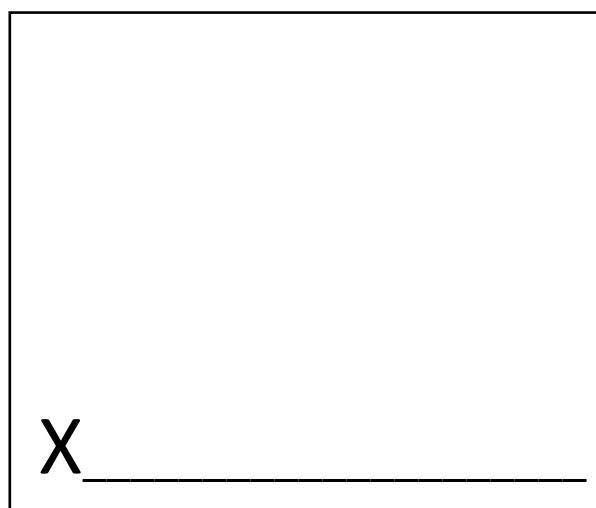
# th

## What begins with th?

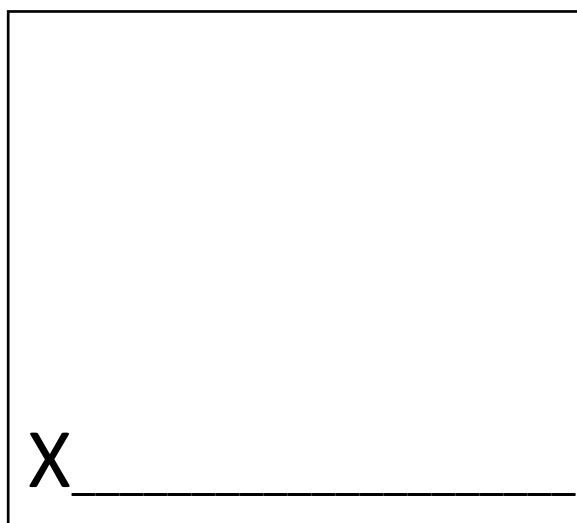
Draw and label 4 things that begin with the digraph th.



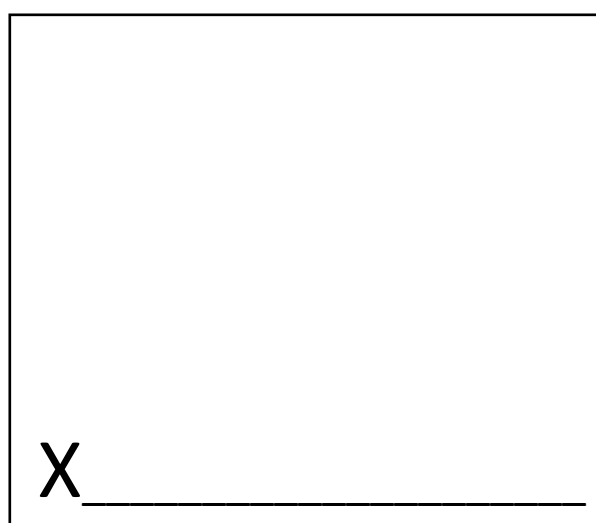
X \_\_\_\_\_



X \_\_\_\_\_



X \_\_\_\_\_



X \_\_\_\_\_

# st

## What begins with st?

Draw and label 4 things that begin with the blend st.

X \_\_\_\_\_

X \_\_\_\_\_


X \_\_\_\_\_

X \_\_\_\_\_

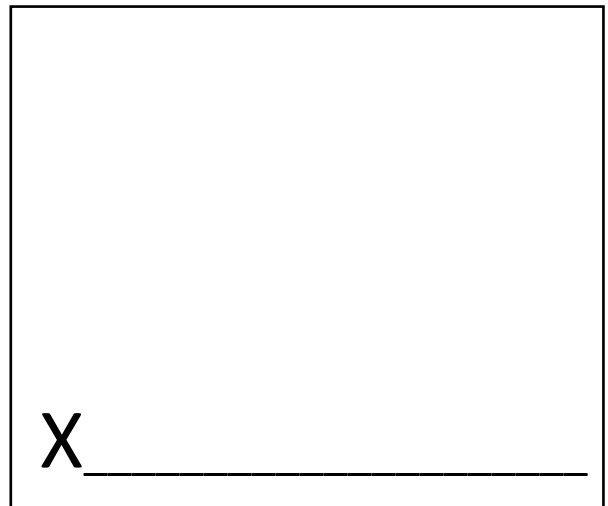
What begins  
with gr?

gr

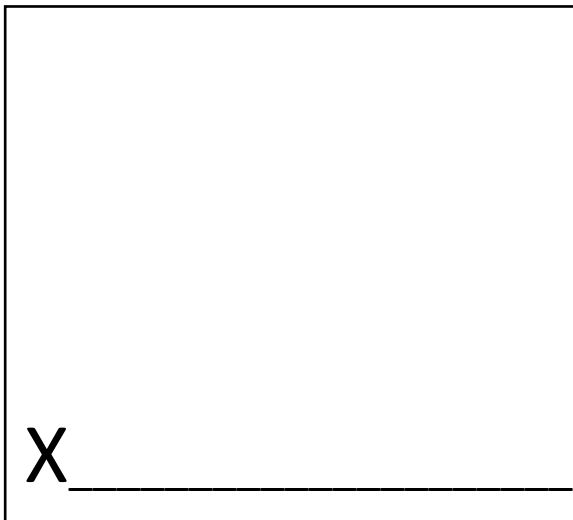
Draw and label 4 things that begin  
with the blend gr.



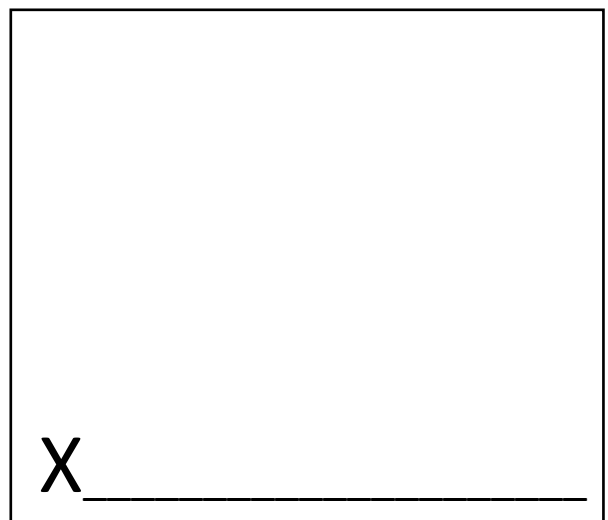
X \_\_\_\_\_



X \_\_\_\_\_



X \_\_\_\_\_




X \_\_\_\_\_


pl

What begins  
with pl?

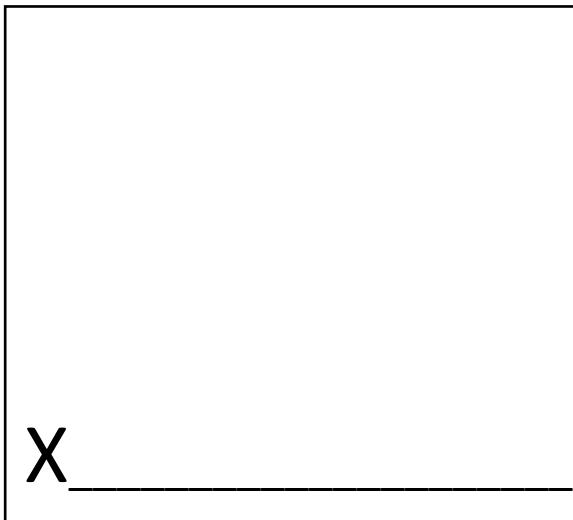
Draw and label 4 things that begin  
with the blend pl.



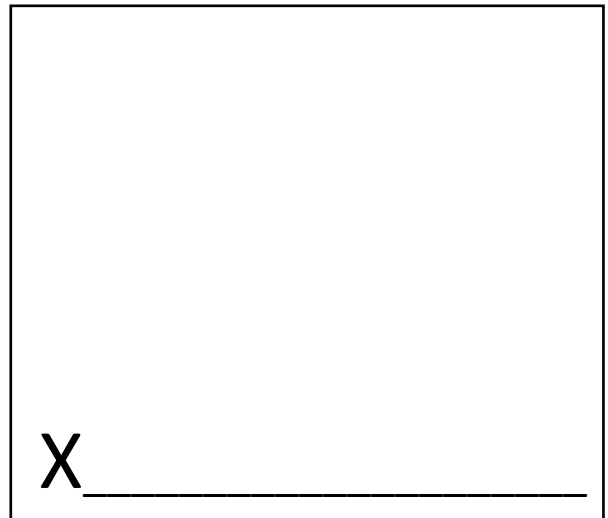
X \_\_\_\_\_



X \_\_\_\_\_



X \_\_\_\_\_



X \_\_\_\_\_

# Add it up!

Count. Write the number. Add together.  
Write the new number.

A dashed square box containing 7 crescent moons (5 in the top row, 2 in the bottom row) and a blank line at the bottom. To its right is a plus sign, followed by another dashed square box containing 5 crescent moons (all in the top row) and a blank line at the bottom. To the right of that is an equals sign, followed by a third dashed square box with a blank line at the bottom.

A dashed square box containing 4 apples (2 in the top row, 2 in the bottom row) and a blank line at the bottom. To its right is a plus sign, followed by another dashed square box containing 6 apples (3 in the top row, 3 in the bottom row) and a blank line at the bottom. To the right of that is an equals sign, followed by a third dashed square box with a blank line at the bottom.


A dashed square box containing 6 hearts (3 in the top row, 3 in the bottom row) and a blank line at the bottom. To its right is a plus sign, followed by another dashed square box containing 8 hearts (3 in the top row, 5 in the bottom row) and a blank line at the bottom. To the right of that is an equals sign, followed by a third dashed square box with a blank line at the bottom.

A dashed square box containing 7 circles (3 in the top row, 3 in the middle row, 1 in the bottom row) and a blank line at the bottom. To its right is a plus sign, followed by another dashed square box containing 5 circles (3 in the top row, 2 in the bottom row) and a blank line at the bottom. To the right of that is an equals sign, followed by a third dashed square box with a blank line at the bottom.


# Problem Solve! #1

Read the story problems below. Solve. Show your work.

1. Joey has 28 books in his bedroom. His little sister takes 11 books from him. How many books does Joey have left?




2. On Friday, Samantha sells 14 boxes of Girl Scout cookies. On Saturday, she sells 5 more boxes. How many boxes of cookies does Samantha sell in all?




# Problem Solve! #2

Read the story problems below. Solve. Show your work.

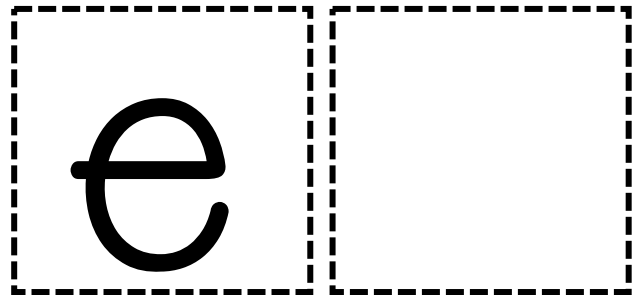
1. Sally has 12 cookies. Laura has 7 more cookies than Sally? How many cookies does Laura have?



2. Challenge: Jeremy has 8 baseball cards. Joey has 5 more baseball cards than Jeremy. How many baseball cards do Jeremy and Joey have in all?

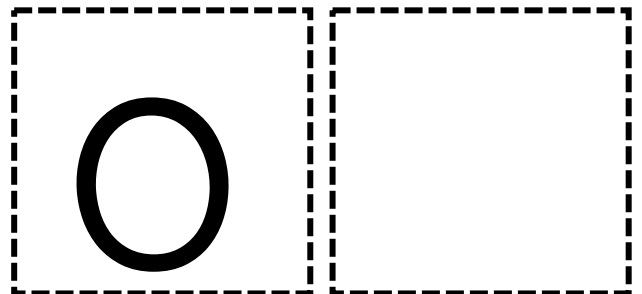



# MATCH the Long vowel sounds to the pictures and write the words.



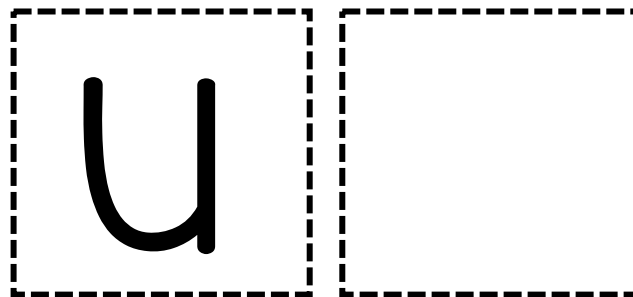
X \_\_\_\_\_

X \_\_\_\_\_

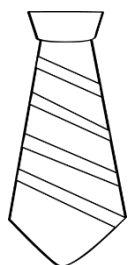


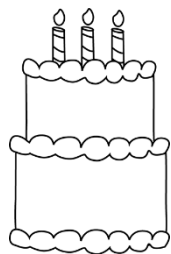

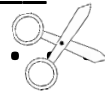
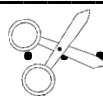
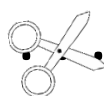


X \_\_\_\_\_

X \_\_\_\_\_



X \_\_\_\_\_



# Let's Subtract!

Using the number line, find the total by counting back.

26	27	28	29	30	31	32	33	34	35
----	----	----	----	----	----	----	----	----	----

1.  $34 - 3 =$  \_\_\_\_\_

6.  $34 - 6 =$  \_\_\_\_\_

2.  $30 - 2 =$  \_\_\_\_\_

7.  $35 - 5 =$  \_\_\_\_\_

3.  $29 - 3 =$  \_\_\_\_\_

8.  $32 - 4 =$  \_\_\_\_\_

4.  $33 - 6 =$  \_\_\_\_\_


9.  $36 - 2 =$  \_\_\_\_\_

5.  $35 - 9 =$  \_\_\_\_\_

10.  $34 - 7 =$  \_\_\_\_\_

Paul read 34 books. His brother read 28 books. How many more books did Paul read than his brother?





# What has short i and long i?

Draw and label 2 words with the SHORT i sound.


X \_\_\_\_\_

X \_\_\_\_\_

Draw and label 2 words with the LONG i sound.

X \_\_\_\_\_

X \_\_\_\_\_




What has short  
o and long o?

Draw and label 2 words with the SHORT o sound.

A square box for drawing a word with the short 'o' sound. At the bottom left corner, there is an 'X' followed by a horizontal line for labeling: X \_\_\_\_\_A square box for drawing a word with the short 'o' sound. At the bottom left corner, there is an 'X' followed by a horizontal line for labeling: X \_\_\_\_\_

Draw and label 2 words with the LONG o sound.

A square box for drawing a word with the long 'o' sound. At the bottom left corner, there is an 'X' followed by a horizontal line for labeling: X \_\_\_\_\_A square box for drawing a word with the long 'o' sound. At the bottom left corner, there is an 'X' followed by a horizontal line for labeling: X \_\_\_\_\_



# Here is how I make a sandwich!

Draw and write the steps that  
show what you do when you  
make a sandwich.

1

First, \_\_\_\_\_  
\_\_\_\_\_

2

Next, \_\_\_\_\_  
\_\_\_\_\_


3

Then, \_\_\_\_\_  
\_\_\_\_\_


4

Last, \_\_\_\_\_  
\_\_\_\_\_


# Match the animal to the description.




Glue here



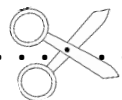
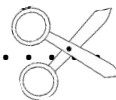
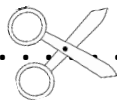
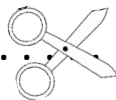
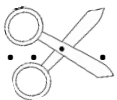
Glue here



Glue here



Glue here




I have wings but no feathers.

I have spinnerets.

I have claws and cubs.

I have a beak and feathers.



# Draw the Long O words.

bone

pole

boat

road

snow

toad


smoke

home

goat

# Color with addition.

- KEY:  
6- Yellow  
7- Green  
8- Pink  
9- Purple  
10- Orange  
11- Red



# Color with addition.

KEY:

6- Brown

7- Green

8- Blue

9- Purple

10- Orange

11- Red

